



State of Palestine  
Ministry of Education  
& Higher Education

**NEW**  
EDITION

# English for Palestine

STUDENT'S BOOK & WORKBOOK **4A**

#### Authorship & Curriculum Supervisory Committee

Mr Ali Manassra (General Supervision)	Ministry of Education
Mr Othman Diab Amer (Coordinator)	Ministry of Education
Mrs Reem Ayoush	Ministry of Education
Dr Samir M Rammal	Birzeit University
Dr Hazem Y Najjar	Bethlehem University
Ms Fatimah Easa Qassem	Ministry of Education
Mr Omar Abdullah Sabbah	Ministry of Education
Mr Imad Abdullah Jbour	Ministry of Education
Mr Hassan Karableyeh	Ministry of Education
Ms Rula Naji Khalil	Ministry of Education
Ms Sana Abed Wazwaz	Ministry of Education
Ms Tharwat Shukri	Ministry of Education
Mr Mohammad Nassar	Ministry of Education

**Authorship Supervisory Committee (original edition)**

Dr Hazem Y Najjar (Head) Bethlehem University  
Dr Salem Aweiss Birzeit University  
Dr Omar Abu Al-Hummos Al-Quds University  
Mr Othman Diab Amer (Rapporteur) Ministry of Education

**English Language Curriculum Team (original edition)**

Dr Hazem Y Najjar Bethlehem University  
Dr Salem Aweiss Birzeit University  
Dr Omar Abu Al-Hummos Al-Quds University  
Dr Odeh J Odeh Al-Najah University  
Dr Samir M Rammal Hebron University  
Dr Nazmi Al-Masri Gaza Islamic University  
Ms I'tidal Abu Hamdiyah Ministry of Education  
Ms Majedah Dajani Ministry of Education  
Mr Imad Jabir Hebron University  
Mr Suhail Murtaja Ministry of Education  
Mr Othman Diab Amer (Rapporteur) Ministry of Education

# Contents

Unit and contexts	Language	page
<b>1 A new friend</b> <ul style="list-style-type: none"> <li>Talking about yourself</li> <li>Finding out about other people</li> </ul>	<i>I'm Hala. I'm from Jerusalem. I'm nine. I have a brother and two sisters.</i> <i>His/Her name's ... He's/She's an engineer. He's/She's from Haifa.</i> <i>welcome, new, pupil, hobby, engineer, housewife</i> Review: jobs, hobbies	4
<b>2 Our house</b> <ul style="list-style-type: none"> <li>Talking about your house</li> <li>Saying what someone is doing/not doing</li> </ul>	<i>living room, kitchen, bathroom, bedroom, garden</i> <i>watch TV, cook, have a shower, sleep, play with toys, read a newspaper</i> <i>Where's dad? He's/He isn't in the kitchen. What's mum doing? She's/She isn't watching TV.</i>	10
<b>3 Lost!</b> <ul style="list-style-type: none"> <li>Talking about items in a house</li> <li>Saying who things belong to</li> </ul>	<i>cupboard, bin, drawer, shelf, lamp, table, chair, What a mess!; behind, in front of</i> <i>my, your, his, her, their; routines</i> <b><i>I can't find my book.</i></b> Review: prepositions	16
<b>4 Shopping list</b> <ul style="list-style-type: none"> <li>Talking about quantities</li> <li>Buying things in a shop</li> </ul>	<i>carton, packet, can, bag, bottle, kilo; we need; What would you like? Here you are. Anything else?</i> Numbers: 10, 20, 30, 40, 50, 60, 70, 80, 90, 100 <i>How much is it? How many bags of pasta?</i>	22
<b>5 Revision</b>	Revision of the language in Units 1–4	28
<b>6 On Sundays I ...</b> <ul style="list-style-type: none"> <li>Talking about school subjects</li> <li>Talking about what you do/don't do on different days of the week</li> </ul>	<i>science, maths, English, Arabic, religion, PE, subject</i> <i>What subjects do we have today? We have English and maths. In maths we learn about numbers.</i> <b><i>On Mondays I/we have English.</i></b> <i>We don't go to school on Fridays/at the weekend.</i> <i>It's a holiday. On Saturdays I go to the beach.</i> Review: activities	34
<b>7 At the restaurant</b> <ul style="list-style-type: none"> <li>Asking for things in a restaurant</li> <li>Ordering food and drinks in a restaurant</li> </ul>	<i>glass, fork, spoon, knife, napkin, menu, bill; food, drink, dessert</i> <i>Excuse me.</i> <b><i>Could I have a spoon, please?</i></b> <b><i>What would you like to eat?/to drink?/for dessert?</i></b> <b><i>I'd like fish, please.</i></b> Review: food	40
<b>8 My favourite season</b> <ul style="list-style-type: none"> <li>Talking about the seasons</li> <li>Saying what you like/don't like to do</li> </ul>	<i>in spring/summer/autumn/winter; snowy, wet, dry</i> <i>go on holiday, have a picnic, fly a kite, ride my bike, build a snowman, go outdoors, stay indoors, pick olives</i> <b><i>What do you like to do in spring? I like to play outdoors.</i></b> Review: weather, favourite	46
<b>9 Revision</b>	Revision of the language in Units 6–8	52
<b>My dictionary</b>		58

1

Read. Listen and write (✓/×).



1 Hala is from Nablus.

4 Hala has a brother.

2 Fiona is from London.

5 Fiona has a sister and a brother.

3 The girls are 10.

2

Listen and write. Say.



1 \_\_\_\_\_

4 \_\_\_\_\_

7 \_\_\_\_\_

2 \_\_\_\_\_

5 \_\_\_\_\_

8 \_\_\_\_\_

3 \_\_\_\_\_

6 \_\_\_\_\_

9 \_\_\_\_\_

3

Say.



How many brothers/sisters do you have?

I have a brother.

How old is your brother?

He's ten.

She's ...

1

Match.



- a I have two sisters.
- b I have no brothers and sisters.
- c I have a sister and a brother.
- d I have two sisters and one brother.
- e I have two brothers and three sisters.
- f I have two brothers and two sisters.



2

Read and circle.



I'm Hala / Fiona.  
 I'm from London / Ramallah.  
 I'm nine / ten.  
 I have two brothers and one sister / one sister and one brother.

I'm Hala / Walid.  
 I'm from Nablus / Bethlehem.  
 I'm nine / ten.  
 I have one sister / one sister and one brother.



3

Write.



I from I'm have

What's your name?

Where are you from?

How old are you?

How many brothers and sisters do you have?

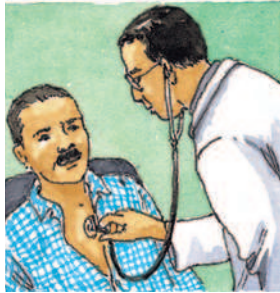
---



---

1

Listen and write.



uncle



aunt



mum



dad

Bethlehem    London    Nablus    Oxford  
 teacher    housewife    doctor    engineer

	What's his name? What's her name?	What does he do? What does she do?	Where's he from? Where's she from?
Hala's uncle			
Hala's aunt			
Fiona's mum			
Fiona's dad			

2

Listen and say.



3

Say.



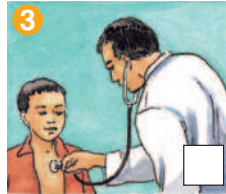

- What's her name?      Her name's Nour.
- What does she do?      She's a housewife.
- Where's she from?      She's from Bethlehem.

1


Write. Say and spell.



How do you spell farmer?



- a farmer    b nurse    c teacher    d engineer    e policeman  
 f housewife    g dentist    h driver    i doctor



2

Write. Say.



reenegin  
engineer



fewis hou



revird



tordoc



resnu



marfer



distten



chatree

1

Listen and match.



What's your favourite hobby, Walid?

My favourite hobby is reading.



Walid



Hamzah



Hala



Fiona



What's your favourite colour?

My favourite colour is yellow.

2

Listen and say.



3

Say.



What's your favourite colour?

My favourite colour is orange.

What's your favourite hobby?

My favourite hobby is swimming.

1

Say and tick (✓). Write.



What's your name? My name's ...

How do you spell it? ...

What's your favourite hobby? My favourite hobby is ...

Name	reading	drawing	swimming	playing football	dancing	
me						

My favourite hobby is \_\_\_\_\_  
 \_\_\_\_\_'s favourite hobby is \_\_\_\_\_.  
 \_\_\_\_\_'s favourite hobby is \_\_\_\_\_.

2

Write in your copybook.



My favourite hobby is reading. My favourite colour is blue.

3

Play.



My pictures


My friend's pictures

In Unit 1 children learned: to say how many brothers and sisters they have   
 to ask and give someone's name and job   
 to say their favourite hobby and colour

1 Listen. Write.



This is the living room.



2 Listen and say.



3 Say.



Where's dad?

In the bathroom.

Who's in the kitchen?

Mum.

1

Read and match.



- 1 a kitchen
- 2 a bedroom
- 3 a living room
- 4 a bathroom
- 5 a garden




2

Write. Say.



Where's Amaal?

she's kitchen the bathroom in  
bedroom her living room garden



She's in the living room.



\_\_\_\_\_

\_\_\_\_\_

1

Read. Listen and write (✓/✗).



Where's mum?

She's in the garden.

What's she doing?

She's reading a newspaper.



- 1 Mum's in the garden. She's reading a book.
- 2 Dad's having a shower in the bathroom.
- 3 Grandmother is playing with toys in the kitchen.
- 4 Grandfather is sleeping in his bedroom.
- 5 Amal's cooking in her bedroom.
- 6 Hala's watching TV in the living room.

2

Listen and say.



3

Say.

Where's dad?

He's in the bathroom.

What's he doing?

He's having a shower.

1

Read and circle.



- 1 Dad's in the bathroom / garden. He's having a shower / sleeping.
- 2 Hala's playing with toys / watching TV. She's in the kitchen / living room.
- 3 Grandmother's reading a newspaper / cooking. She's in the garden / kitchen.
- 4 Amal's in his / her bedroom. She's playing with toys / sleeping.

2

Write.



reading a book    sleeping  
watching TV    he's    she's



3

Write. Sing and do.



cooking    playing with my toys    reading a newspaper    having a shower

What are you doing?  
Lots of words and pictures!  
I'm \_\_\_\_\_.  
Here in the living room.

What are you doing?  
Hear the water splashing!  
I'm \_\_\_\_\_.  
Here in the bathroom.

What are you doing?  
Balls and kites and yo-yos!  
I'm \_\_\_\_\_.  
Here in my bedroom.

What are you doing?  
Lovely chips and chicken!  
Look at me – I'm \_\_\_\_\_.  
Here in the kitchen.

1

Listen and match. Say.



Where's mum? She isn't in the kitchen.

She's in the bathroom.

Where are Hala and Amal?  
They aren't in the living room.

They're in the kitchen.



2

Listen and circle.



3

Say.



Where's dad? He isn't in the garden.

He's in the kitchen.

What's he doing? He isn't sleeping.

He's cooking.

1

Write in your copybook. 

Dad isn't in the kitchen. He isn't reading a book.

2

Play. 

Is ... in the ... ?

Yes, he's/she's in the ... / No, he/she isn't in the ...

Are ... in the ... ?

Yes, they're in the ... / No, they aren't in the ...

	living room	bathroom	bedroom	garden	kitchen
Fiona					
Hamzah					
Hala and Amal					
Walid					

3

Play again. 

	watching TV	cooking	having a shower	playing with toys	reading a newspaper
Fiona					
Hamzah					
Hala and Amal					
Walid					

In Unit 2 children learned: to talk about their house

to say what someone is doing/not doing

to say where people are/aren't


**1 Listen and circle.**



I can't find my bag.



It's in the cupboard.



**2 Read. Listen and write.**



- |                                       |                                 |
|---------------------------------------|---------------------------------|
| 1 The bag is in the <u>cupboard</u> . | 4 The t-shirt is on the _____.  |
| 2 The shoe is in the _____.           | 5 The pen is next to the _____. |
| 3 The book is in the _____.           | 6 The ball is on the _____.     |

**3 Listen and say.**



**4 Say.**



I can't find my shoe.

It's in the bin.

1

Read. Write.



cupboard   bin   shelf   drawer

a



1 The sweater is in the \_\_\_\_\_ .

2 The book is in the \_\_\_\_\_ .

3 The toys are on the \_\_\_\_\_ .

4 The socks are under the \_\_\_\_\_ .



b



d



2

Look. Read and write.



in   under   on   next to  
shelf   bin   chair   drawer



1 I can't find my book.

It's \_\_\_\_\_ the \_\_\_\_\_ .

2 I can't find my t-shirt.

It's \_\_\_\_\_ the \_\_\_\_\_ .

3 I can't find my pen.

It's \_\_\_\_\_ the \_\_\_\_\_ .

4 I can't find my ball.

It's \_\_\_\_\_ the \_\_\_\_\_ .

1 Listen and write.



in front of

under

behind



2 Read. Listen and write (✓/✗).



- 1 The shoes are under the bed.
- 2 The t-shirt is on the desk.
- 3 The bin is behind the desk.
- 4 Fiona's books aren't on the desk.
- 5 Tom finds a banana.

3 Listen and say.



4 Say.



Where's my t-shirt?

It's in the bin.

1

Read. Write and circle.



a



b



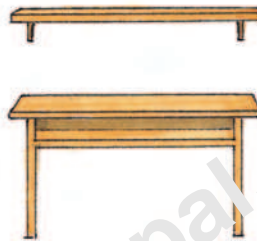
c




d



e



f



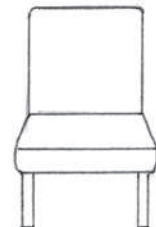
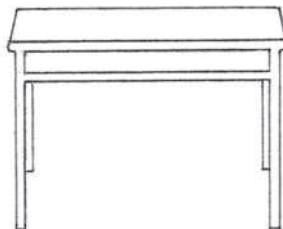
- 1 Hala is behind / in front of Fiona.
- 2 The sweater is in / on the drawer.
- 3 The socks are under / in front of the bed.
- 4 The rabbit is in front of / behind the bin.
- 5 The boots are on / in the cupboard.
- 6 The desk is on / under the shelf.

2

Draw. Say.



under    in front of    behind    on



1

Listen and write.



Is this your bag?

Yes, it is.

No, it's Fatima's.

1



2



3



4



5



2

Circle. Listen and check.



1



my / your bag

2



her / his zebra

3



her / his socks

4



my / our pencils

5



their / your ball

3

Say.



Is this your kite?

Yes, it is.

1

Write.



his her their

- 1 Miss Rana – \_\_\_\_\_ class
- 2 Walid – \_\_\_\_\_ ball
- 3 mum and dad – \_\_\_\_\_ car
- 4 Hamzah – \_\_\_\_\_ ruler
- 5 grandfather – \_\_\_\_\_ newspaper
- 6 Hala and Amal – \_\_\_\_\_ hats
- 7 grandmother – \_\_\_\_\_ shoes
- 8 Bilal and Ali – \_\_\_\_\_ friends

2

Write.



1



2



3



Is this your bag?  
No, it's her bag.

Yes, it is.

3

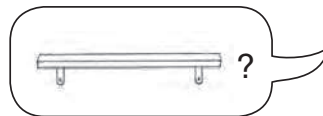
Write in your copybook.



The bin is in front of the desk.

4

Play.



In Unit 3 children learned: to talk about items in a house   
to say who things belong to   
to say where things are

1

Read. Listen and write.



We need potatoes.

3 kilos of potatoes 

 carton of milk

 bag of pasta

 can of olives

 packet of biscuits

 bottle of lemonade

2

Listen and say.



3

Say.



How many bags of pasta?

We need two bags of pasta.

1

Read and match.



12                      twenty                      seven  
 two                      5                      five                      nineteen  
 19                      twelve                      2                      20  
 15                      7                      fifteen                      3  
    three

2

Match and write.



- 1 seven packets of biscuits
- 2 \_\_\_\_\_ cartons of milk
- 3 \_\_\_\_\_ cans of olives
- 4 \_\_\_\_\_ kilos of potatoes
- 5 \_\_\_\_\_ bag of pasta
- 6 \_\_\_\_\_ bottles of lemonade

3

Write. Say.



- |                              |                              |
|------------------------------|------------------------------|
| 1 a bga <u>bag</u> of rice   | 4 a nac _____ of olives      |
| 2 3 oslik _____ of potatoes  | 5 a ttoble _____ of lemonade |
| 3 a tepakc _____ of biscuits | 6 a tarnoc _____ of milk     |

1

Listen and circle.



2

Listen and say.



D = dinars



4 D

3

Say.



1



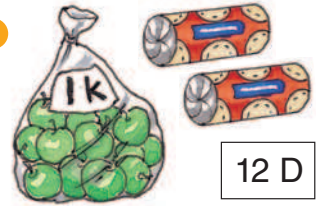
6 D

2



9 D

3



12 D

What would you like?

I'd like a packet of sweets, please.

Here you are. Anything else?

No, thank you. How much is it?

Two dinars.

Here you are.

Thank you.

1

Colour.



What would you like?

Anything else?

I'd like a bag of rice, please.

No, thank you.

Here you are.

How much is it?

Good afternoon.

Fifteen dinars, please.

Two packets of sweets, please.

Thank you.

2

Read and write.



1 a <sup>can</sup> packet of fish

3 a bag of orange juice

5 a can of grapes

2 a bottle of apples

4 a kilo of water

3

Read and write. Chant.



water    milk    biscuits    tomatoes

a bottle of \_\_\_\_\_



a bottle of \_\_\_\_\_

a carton of \_\_\_\_\_

a carton of \_\_\_\_\_



a packet of \_\_\_\_\_



a packet of \_\_\_\_\_


a can of \_\_\_\_\_

a can of \_\_\_\_\_



1

Listen and match.



10

20

30

40

50

a hundred

ten

ninety

twenty

thirty

seventy

fifty

sixty

eighty

forty


60

70

80

90

100



2

Listen and write.



How much is it?

40 dinars.



40 Dinars



\_\_\_\_\_ Dinars



\_\_\_\_\_ Dinars



\_\_\_\_\_ Dinars



\_\_\_\_\_ Dinars



\_\_\_\_\_ Dinars

3

Say.



1

Complete.



10 \_\_\_\_\_ 40 \_\_\_\_\_ 70 \_\_\_\_\_ 90 \_\_\_\_\_  
 \_\_\_\_\_ twenty thirty \_\_\_\_\_ fifty  
 sixty \_\_\_\_\_ eighty \_\_\_\_\_ a hundred

2

Think and write.



- a  $10 + 30 = 40$  Ten plus thirty = \_\_\_\_\_  
 b  $50 - 40 =$  \_\_\_\_\_ minus forty = \_\_\_\_\_  
 c  $40 + 60 =$  \_\_\_\_\_ plus \_\_\_\_\_ = \_\_\_\_\_  
 d  $70 - 50 =$  \_\_\_\_\_ minus f\_\_\_\_\_ = \_\_\_\_\_  
 e  $20 + 70 =$  \_\_\_\_\_ plus \_\_\_\_\_ = \_\_\_\_\_  
 f  $80 - 30 =$  \_\_\_\_\_ minus \_\_\_\_\_ = \_\_\_\_\_

3

Write in your copybook.



I'd like ten packets of biscuits, please.

4


Play.





In Unit 4 children learned: to talk about quantities   
 to buy things in a shop   
 to talk about prices

**1** Write (✓/×). Listen and check.




She's watching TV.



He isn't sleeping.



They're playing with toys.



He's reading a newspaper.



They aren't drawing.



She isn't having a shower.

**2** Listen and say.



**3** Say.



He isn't in the bedroom.

He's in the garden.

She isn't sleeping.

She's drawing.

4

Read and match.



1 Where's mum? She isn't in the bedroom.

2 How old are you?

3 Where's dad?

4 How many brothers and sisters do you have?

5 What does your mum do?

6 What does your dad do?

a I'm 10.

b He's an engineer.

c He's in the garden.

d I have one sister and one brother.

e She's in the kitchen.

f She's a nurse.

5

Write.



He isn't in the kitchen.

He's \_\_\_\_\_



She \_\_\_\_\_



He isn't having a shower.


He's \_\_\_\_\_



She \_\_\_\_\_

1

Circle. Listen and check.



- 1 The apples are on the table / on the shelf.
- 2 The bottle of water is in / next to the cupboard.
- 3 The green t-shirt is on the table / in the drawer.
- 4 The bag is on / under the chair.
- 5 The shoes are in front of / under the bin.
- 6 The socks are under / in the bag.
- 7 The ball is in front of / behind the bin.
- 8 The pen is in / on the drawer.

2

Listen and say.



3

Say and do.



Where's the ball?

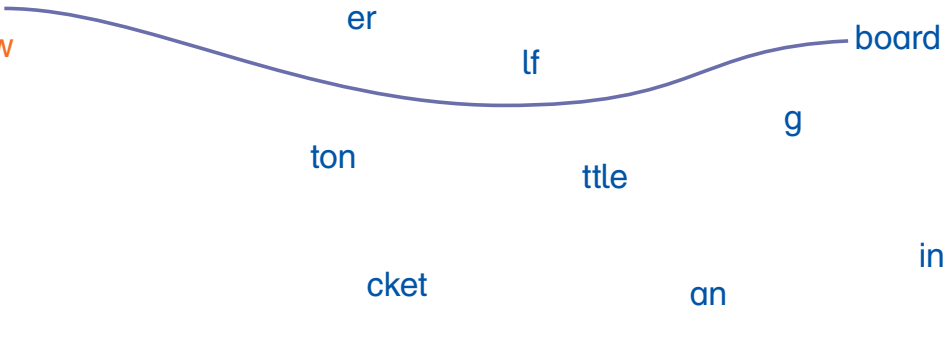
It's behind the bin.

4

Match and write.



- 1 cup
- 2 draw
- 3 she
- 4 b
- 5 car
- 6 bo
- 7 ba
- 8 pa
- 9 c



- 1 cupboard
- 2 \_\_\_\_\_
- 3 \_\_\_\_\_

- 4 \_\_\_\_\_
- 5 \_\_\_\_\_
- 6 \_\_\_\_\_

- 7 \_\_\_\_\_
- 8 \_\_\_\_\_
- 9 \_\_\_\_\_

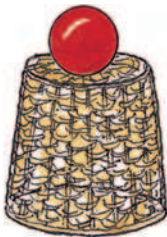
5

Write.



behind in on under next to in front of

1

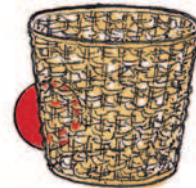


on

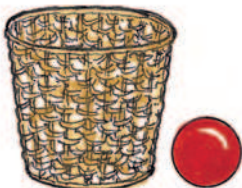
2




3



4



5



6



1

Listen and match.



Walid



Fiona



Hala



Hamzah



2

Say.



What would you like?

I'd like a carton of juice.

How much is it?

It's five dinars.



**3 Read and think. Circle.**



1

You find it in all the rooms.  
You put things you don't want in it.  
What is it?

2

You find it in the kitchen.  
It has food and plates in it.  
What is it?

3

There's a sofa in it.  
You watch TV here.  
Where are you?

4

There's a bed in it.  
You sleep here.  
Where are you?

**4 Read and say. Write.**



Mum isn't watching TV. She isn't reading a newspaper. She isn't ...



mum	X	X	X	✓
dad	X	✓	X	X
Hala	✓	X	X	X

Mum's \_\_\_\_\_.

Dad's \_\_\_\_\_.

Hala's \_\_\_\_\_.

In Unit 5 children revised the language learned in Units 1–4

## 1 Listen and match.



What subjects do we have today?

English

PE

maths

religion

Arabic

science

a



b



c



d



e

$$4 \times 5 = 20$$

f



## 2 Listen and say.

Listen and say.





## 3 Say.

Say.

What subjects do we have today?

We have English.



1

Read and circle.



- 1 In maths / religion we learn about numbers.
- 2 In Arabic / science we learn about animals, flowers and trees.
- 3 In English / science we sing songs.
- 4 In religion / PE we learn about Islam.
- 5 In Arabic / maths we read stories.
- 6 In Arabic / PE we run and jump.

2

Think and write.



1

$4 \times 5 = 20$

2



3



4



5



6



Hello! What's your name?

a

EP

PE

b

liEgnhs

c

niolergj

d

samth

e

sneeci

f

rAacib

3

Write.



English Arabic religion science maths PE and ,

Today we have \_\_\_\_\_.

My favourite subject is \_\_\_\_\_.

Unit 6 Period 3

1 Read. Listen and write.



Sunday	Monday	Tuesday	Wednesday	Thursday
Arabic religion PE	religion science PE	English science Arabic	Arabic maths PE	religion maths English

1 Monday    2 \_\_\_\_\_    3 \_\_\_\_\_    4 \_\_\_\_\_    5 \_\_\_\_\_

2 Listen and tick (✓). Write.



On Sundays I have PE, ...

	maths	science	PE	Arabic	religion	English
Sunday			✓	✓		✓
Monday						
Tuesday						
Wednesday						
Thursday						

Fiona's favourite subject is \_\_\_\_\_.

3 Listen and say.



4 Say.



What subjects do you have on Mondays?

I have science and religion.

What's your favourite subject?

My favourite subject is maths.

1

Say and tick (✓). Write.



What's your name?

What's your favourite subject?

Name	maths	science	PE	Arabic	English	religion
me						

\_\_\_\_\_ favourite subject is \_\_\_\_\_.

\_\_\_\_\_ 's favourite subject is \_\_\_\_\_.

\_\_\_\_\_ 's favourite subject is \_\_\_\_\_.

2

Write. Listen and check.



On Sundays we have \_\_\_\_\_ English.

We say 'Hi. How are you?'

On Mondays it's \_\_\_\_\_.

And we have \_\_\_\_\_ too.

On Tuesdays we have \_\_\_\_\_.

We learn to write and speak.

On Wednesdays we have \_\_\_\_\_.

Oh, what a busy week!

On Thursdays it's our favourite

The teacher says to me,

'Please run and jump and skip and hop.'

The subject is \_\_\_\_\_!



Thursday

$$4 \times 5 = 20$$

Wednesday



Monday



Hello! What's your name?

Sunday



Tuesday

3

Sing.



1

Listen and match. Write.



What do you do at the weekend?

On Fridays I go to the mosque.

On Saturdays I play football.



Hamzah



Fiona



Hala



1



2



3



4



5



6

\_\_\_\_\_

F

\_\_\_\_\_

\_\_\_\_\_

\_\_\_\_\_

\_\_\_\_\_

2

Listen and write. Say.



Hamzah: Fridays \_\_\_\_\_

Saturdays \_\_\_\_\_

Fiona: Fridays \_\_\_\_\_

Saturdays \_\_\_\_\_

Hala: Fridays \_\_\_\_\_

Saturdays \_\_\_\_\_

3

Say.



What do you do at the weekend?

On Fridays I go to the playground.

On Saturdays I play basketball.

1

Write.



a



b



c



d



1 Fridays / I / music. / listen / to / On

\_\_\_\_\_

2 games. / On / I / computer / Saturdays / play

\_\_\_\_\_

3 the / friends. / weekend / I / with / At / play

\_\_\_\_\_

4 watch / I / On / TV / too. / Saturday

\_\_\_\_\_

2

Write in your copybook.



On Thursdays I have English. At the weekend I watch TV.

3

Write. Say.



On Fridays I \_\_\_\_\_.

On Saturdays I \_\_\_\_\_.

4

Play.



On Mondays I have maths.

On Saturdays I go to the beach.

In Unit 6 children learned: to talk about school subjects

to ask and say what they do/don't do on different days of the week

## 1 Read. Listen and write (✓/×).



fork




spoon



knife



glass



napkin

## 2 Listen and write.



Excuse me. Could I have a knife, please?

spoon   knife   napkin  
fork   glass

- 1 Beth asks for a knife.
- 2 Dad asks for a \_\_\_\_\_.
- 3 Mum asks for a \_\_\_\_\_.
- 4 Walid asks for a \_\_\_\_\_.
- 5 Fiona asks for a \_\_\_\_\_.

## 3 Listen and say.




## 4 Say.



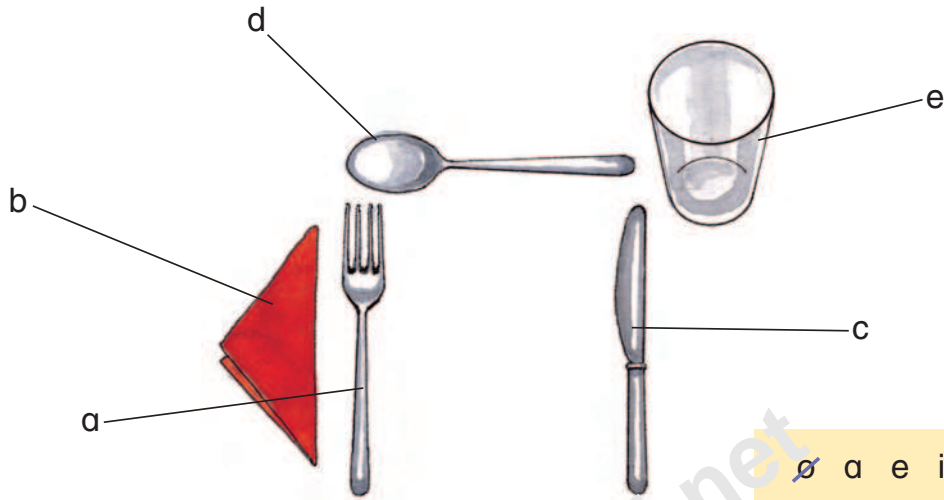
Excuse me. Could I have a pen, please?

Yes, of course.



1

Think and write.



ø a e i ø i a o

1 spoon

2 f\_rk

3 n\_rk\_n

4 gl\_s\_s

5 kn\_f\_

2

Draw and write. Say.



glass

napkin

spoon

knife

fork



1 Could I have a \_\_\_\_\_ and a \_\_\_\_\_, please?

2 Could I have a \_\_\_\_\_ and a \_\_\_\_\_, please?

3 Could I have a \_\_\_\_\_ and a \_\_\_\_\_, please?

1

Read. Listen and write.



What would you like to eat?

I'd like fish, please.



MENU	
<b>FOOD</b>	<b>DRINKS</b>
chicken <input type="checkbox"/>	lemonade <input type="checkbox"/>
meat <input type="checkbox"/>	juice <input type="checkbox"/>
fish <input checked="" type="checkbox"/>	water <input type="checkbox"/>
rice <input type="checkbox"/>	coffee <input type="checkbox"/>
potatoes <input type="checkbox"/>	tea <input type="checkbox"/>
salad <input type="checkbox"/>	
carrots <input type="checkbox"/>	

2

Listen and say.



3

Choose and say.



What would you like to drink?

I'd like lemonade, please.

1

Find and circle. Write.



r	p	s	a	l	a	d	w
c	o	f	f	e	e	o	s
h	t	a	a	m	c	r	t
i	a	e	y	o	i	i	o
c	t	l	e	n	r	c	r
k	o	s	w	a	t	e	r
e	e	k	i	d	e	c	a
n	s	z	m	e	r	t	c



coffee \_\_\_\_\_



c \_\_\_\_\_



p \_\_\_\_\_



l \_\_\_\_\_



w \_\_\_\_\_



r \_\_\_\_\_



m \_\_\_\_\_



t \_\_\_\_\_



c \_\_\_\_\_



s \_\_\_\_\_

2

Write in your copybook.



I'd like chicken and rice, please. And I'd like  
lemonade, please.

1

Read. Listen and write.



chocolate ice cream



banana ice cream




melon ice cream



lemon ice cream



oranges



apples



grapes



cake



kunafeh

Food	50 D
Desserts	30 D
Drinks	10 D
	<b>90 D</b>

- 1 Walid has chocolate ice cream.
- 2 Fiona has a banana.
- 3 Beth has an orange.
- 4 Mum has kunafeh.
- 5 Dad doesn't have a dessert.
- 6 The bill is 90 dinars.

2

Listen and write. Say.



- 1 \_\_\_\_\_
- 2 \_\_\_\_\_
- 3 \_\_\_\_\_

- 4 \_\_\_\_\_
- 5 \_\_\_\_\_

3

Say.



What would you like for dessert?

I'd like chocolate ice cream, please.

1

Complete. Say.



10 20 \_\_\_\_\_ 60 \_\_\_\_\_ 100

2

Write.



twenty ~~ten~~ a hundred eighty forty  
seventy thirty ninety sixty fifty

ten.

3

Write.



MENU		
FOOD	DESSERTS	DRINKS
_____	_____	_____
_____	_____	_____
_____	_____	_____

Bill	
Food	_____ D
Desserts	_____ D
Drinks	_____ D

4

Play.



In Unit 7 children learned: to ask for things in a restaurant   
to order food and drinks in a restaurant

1

Listen and write.



spring



summer



autumn



winter

What season is it?

It's autumn.

2

Listen and match.



autumn

summer

winter


spring



windy



rainy



sunny



snowy

wet



dry



cold



hot



3

Listen and say.



4

Say.



In autumn it's windy.

1

Write.



w u a s i s u p



1 \_\_ \_ tumn

2 \_\_ \_ ring

3 \_\_ \_ nter

4 \_\_ \_ mmer



2

Write.



spring summer autumn winter  
cold dry wet hot  
windy sunny snowy rainy



1 In autumn it's \_\_\_\_\_ and \_\_\_\_\_.

2 In \_\_\_\_\_ it's \_\_\_\_\_ and \_\_\_\_\_.

3 In \_\_\_\_\_ it's \_\_\_\_\_ and \_\_\_\_\_.

4 In \_\_\_\_\_ it's \_\_\_\_\_ and \_\_\_\_\_.

1

Listen and draw (☺/☹).



I like to ride my bike.

I don't like to have a picnic.



go on holiday




stay indoors



go outdoors




pick olives




fly a kite



ride my bike



have a picnic



build a snowman

2

Read. Listen and write (✓/✗).



- 1 In spring Hamzah likes to play computer games.
- 2 In summer he likes to ride his bike.
- 3 In autumn he doesn't like to stay indoors.
- 4 In winter he likes to pick olives.
- 5 In winter he likes to stay indoors.

3

Say.



What do you like to do in spring?

In spring I like to go outdoors.


**1 Match and write.**

- 1 go on
- 2 stay
- 3 go
- 4 build
- 5 fly
- 6 have a
- 7 ride my
- 8 pick

- olives
- outdoors
- a snowman
- bike
- a kite
- picnic
- indoors
- holiday

- 1 go on holiday
- 2 \_\_\_\_\_
- 3 \_\_\_\_\_
- 4 \_\_\_\_\_
- 5 \_\_\_\_\_
- 6 \_\_\_\_\_
- 7 \_\_\_\_\_
- 8 \_\_\_\_\_

**2 Write.**



**3 Write. Sing.**

I like to ride my bike.  
 I like it a lot.  
 I like to go outdoors and play.  
 It's sunny. It's hot.

The season is \_\_\_\_\_.

I like to fly my kite  
 High up in the sky.  
 I like to pick olives with my friends.  
 It's windy. It's dry.

The season is \_\_\_\_\_.

1

Listen and tick (✓). Write.



	Favourite season				Activity			
Fiona		✓						
Hamzah								
Hala								
Walid								

summer    spring    autumn    winter  
 pick olives    watch TV    ride a bike    have a picnic

- 1 Fiona's favourite season is \_\_\_\_\_. She likes to \_\_\_\_\_.
- 2 Hamzah's favourite season is \_\_\_\_\_. He likes to \_\_\_\_\_.
- 3 Hala's favourite season is \_\_\_\_\_. She likes to \_\_\_\_\_.
- 4 Walid's favourite season is \_\_\_\_\_. He likes to \_\_\_\_\_.

2

Listen and say.



3

Say.



What's your favourite season?

My favourite season is autumn.

What do you like to do?

I like to have a picnic.

1

Say and tick (✓). Write.



What's your name? How do you spell it?

What's your favourite season?

What do you like to do?

name	spring	summer	autumn	winter	I like to
me					

\_\_\_\_\_ 's favourite season is \_\_\_\_\_. He/She likes to \_\_\_\_\_.

\_\_\_\_\_ 's favourite season is \_\_\_\_\_. He/She likes to \_\_\_\_\_.

My favourite season is \_\_\_\_\_ like to \_\_\_\_\_.

2

Write in your copybook.



My favourite season is winter. I like to build a snowman.

3


Play.




In Unit 8 children learned: to talk about the seasons   
to say what they like/don't like to do

1

Read. Listen and write.



- 1 Sara wants cake and tea.       4 Jane wants coffee.   
 2 Fiona and Hala want ice cream.       5 Jane doesn't want anything to eat.   
 3 Jane orders four drinks.

2

Listen and say.




3

Read and say.



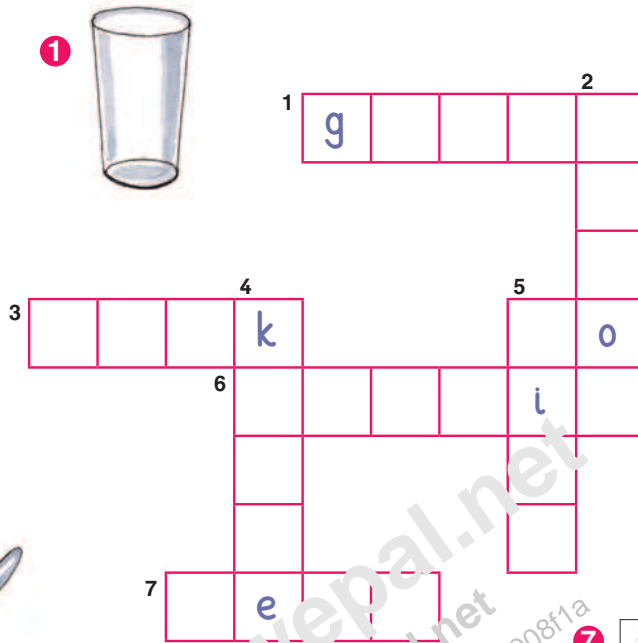

What would you like?

I'd like chicken and lemonade, please.




4

Write.



5

BILL	
...	6D
...	9D
...	4D



5

Write.



My favourite food is \_\_\_\_\_.

My favourite drink is \_\_\_\_\_.

My favourite dessert is \_\_\_\_\_.

6

Complete. Say.



a 1    2    4    6    8    10

b    9    7    5    3    1

c 10    30    50    70    90

d 100    80    60    40    20

1

Listen and write.



science

- 1 Hamzah has ~~PE~~ and maths on Mondays.    2 His favourite subject is religion.  
3 He doesn't like maths.    4 On Saturdays he plays computer games.

2

Listen and say.



3

Say.



Tuesday



Hello! What's your name?



$4 \times 5 = 20$



Thursday



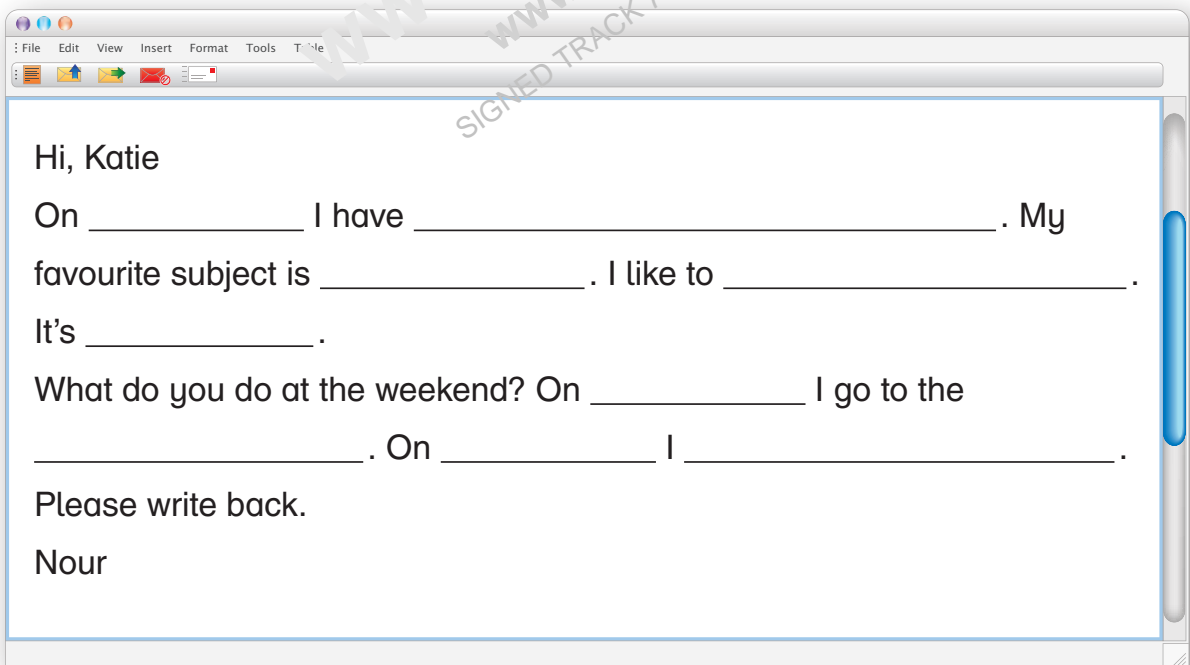
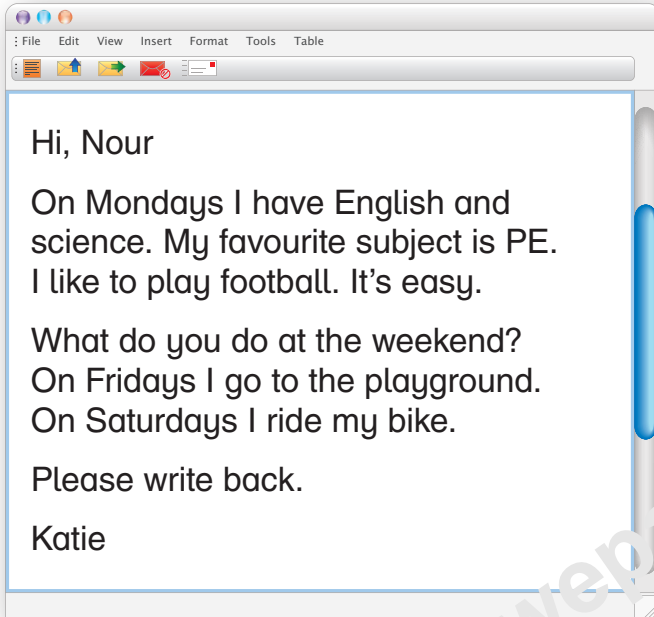
Sunday



On Tuesdays I have English. I like English.

4

Read and write.



Unit 9 Period 3

1

Listen and write.



A



2

Listen and say.



3

Say.



I like winter. I like to ...

I don't like spring. I don't like to ...

4

Write and say.



I like to pick olives.

I don't like to ride my bike.

1 plck \_l\_v\_s

5 r\_d\_ my b\_k\_

2 w\_tch TV




6 pl\_y c\_mp\_t\_r g\_m\_s

3 st\_y \_nd\_ rs

7 h\_v\_ \_ p\_cn\_c

4 b\_\_ld \_ sn\_wm\_n

8 g\_ \_td\_rs



5

Write.



1 season / My / favourite / is / winter.

\_\_\_\_\_ It's snowy.

2 favourite / My / is / season / autumn.

\_\_\_\_\_ I like to fly a kite.

3 like / to / friends. / my / I / play / with

My favourite season is summer. \_\_\_\_\_

4 I / like / outdoors. / to / go /

My favourite season is spring. \_\_\_\_\_

In Unit 9 children revised the language learned in Units 1-8

# My Dictionary

Write the words in Arabic to help you remember what they mean.

## Family

sister \_\_\_\_\_  
brother \_\_\_\_\_  
mum \_\_\_\_\_  
dad \_\_\_\_\_  
grandmother \_\_\_\_\_  
grandfather \_\_\_\_\_  
aunt \_\_\_\_\_  
uncle \_\_\_\_\_  
cousin \_\_\_\_\_

## Colours

black \_\_\_\_\_  
blue \_\_\_\_\_  
brown \_\_\_\_\_  
green \_\_\_\_\_  
grey \_\_\_\_\_  
orange \_\_\_\_\_  
pink \_\_\_\_\_  
purple \_\_\_\_\_  
red \_\_\_\_\_  
white \_\_\_\_\_  
yellow \_\_\_\_\_

## Jobs

dentist \_\_\_\_\_  
doctor \_\_\_\_\_  
driver \_\_\_\_\_  
engineer \_\_\_\_\_  
farmer \_\_\_\_\_  
housewife \_\_\_\_\_  
nurse \_\_\_\_\_  
policeman \_\_\_\_\_  
teacher \_\_\_\_\_

## Hobbies

dancing \_\_\_\_\_  
drawing \_\_\_\_\_  
listening to music \_\_\_\_\_  
playing computer games \_\_\_\_\_  
playing football \_\_\_\_\_  
playing the drums \_\_\_\_\_  
reading \_\_\_\_\_  
swimming \_\_\_\_\_

### My house

bathroom \_\_\_\_\_  
bedroom \_\_\_\_\_  
garden \_\_\_\_\_  
kitchen \_\_\_\_\_  
living room \_\_\_\_\_

### Things to do

cooking \_\_\_\_\_  
having a shower \_\_\_\_\_  
playing with toys \_\_\_\_\_  
reading a newspaper \_\_\_\_\_  
sleeping \_\_\_\_\_  
watching TV \_\_\_\_\_

### Things in the house

bed \_\_\_\_\_  
bin \_\_\_\_\_  
chair \_\_\_\_\_  
computer \_\_\_\_\_  
cupboard \_\_\_\_\_  
desk \_\_\_\_\_  
door \_\_\_\_\_  
drawer \_\_\_\_\_  
lamp \_\_\_\_\_  
rug \_\_\_\_\_  
shelf \_\_\_\_\_  
sofa \_\_\_\_\_  
table \_\_\_\_\_  
TV \_\_\_\_\_  
window \_\_\_\_\_

### Prepositions

at \_\_\_\_\_  
behind \_\_\_\_\_  
between \_\_\_\_\_  
down \_\_\_\_\_  
in \_\_\_\_\_  
in front of \_\_\_\_\_  
next to \_\_\_\_\_  
on \_\_\_\_\_  
over \_\_\_\_\_  
round \_\_\_\_\_  
under \_\_\_\_\_  
up \_\_\_\_\_

### Possessives

my \_\_\_\_\_  
your \_\_\_\_\_  
his \_\_\_\_\_  
her \_\_\_\_\_  
our \_\_\_\_\_  
their \_\_\_\_\_

### Food (1)

apples \_\_\_\_\_  
biscuits \_\_\_\_\_  
olives \_\_\_\_\_  
pasta \_\_\_\_\_  
potatoes \_\_\_\_\_  
rice \_\_\_\_\_  
sweets \_\_\_\_\_  
tomatoes \_\_\_\_\_

### Drinks (1)

apple juice \_\_\_\_\_  
lemonade \_\_\_\_\_  
milk \_\_\_\_\_  
orange juice \_\_\_\_\_  
water \_\_\_\_\_

### Food containers

carton \_\_\_\_\_  
kilo \_\_\_\_\_  
packet \_\_\_\_\_  
bottle \_\_\_\_\_  
can \_\_\_\_\_  
bag \_\_\_\_\_

### School subjects

Arabic \_\_\_\_\_  
English \_\_\_\_\_  
maths \_\_\_\_\_  
PE \_\_\_\_\_  
religion \_\_\_\_\_  
science \_\_\_\_\_

### At the restaurant

fork \_\_\_\_\_  
glass \_\_\_\_\_  
knife \_\_\_\_\_  
napkin \_\_\_\_\_  
spoon \_\_\_\_\_

### Days

Sunday \_\_\_\_\_  
Monday \_\_\_\_\_  
Tuesday \_\_\_\_\_  
Wednesday \_\_\_\_\_  
Thursday \_\_\_\_\_  
Friday \_\_\_\_\_  
Saturday \_\_\_\_\_

### Food (2)

chicken \_\_\_\_\_  
meat \_\_\_\_\_  
fish \_\_\_\_\_  
ice \_\_\_\_\_  
salad \_\_\_\_\_  
carrots \_\_\_\_\_

### Activities

go to the beach \_\_\_\_\_  
go to the playground \_\_\_\_\_  
listen to music \_\_\_\_\_  
play basketball \_\_\_\_\_  
play football \_\_\_\_\_  
visit the mosque \_\_\_\_\_

### Drinks (2)

coffee \_\_\_\_\_  
tea \_\_\_\_\_

### Food (3)

apples \_\_\_\_\_

cake \_\_\_\_\_

grapes \_\_\_\_\_

kunafeh \_\_\_\_\_

oranges \_\_\_\_\_

banana ice cream \_\_\_\_\_

chocolate ice cream \_\_\_\_\_

lemon ice cream \_\_\_\_\_

melon ice cream \_\_\_\_\_

### Seasons

spring \_\_\_\_\_

summer \_\_\_\_\_

autumn \_\_\_\_\_

winter \_\_\_\_\_

### Weather

rainy \_\_\_\_\_

sunny \_\_\_\_\_

snowy \_\_\_\_\_

windy \_\_\_\_\_

cold \_\_\_\_\_

hot \_\_\_\_\_

dry \_\_\_\_\_

wet \_\_\_\_\_

### Numbers

ten \_\_\_\_\_

twenty \_\_\_\_\_

thirty \_\_\_\_\_

forty \_\_\_\_\_

fifty \_\_\_\_\_

sixty \_\_\_\_\_

seventy \_\_\_\_\_

eighty \_\_\_\_\_

ninety \_\_\_\_\_

a hundred \_\_\_\_\_

### Activities

build a snowman \_\_\_\_\_

fly a kite \_\_\_\_\_

go on holiday \_\_\_\_\_

go outdoors \_\_\_\_\_

have a picnic \_\_\_\_\_

pick olives \_\_\_\_\_

ride my bike \_\_\_\_\_

stay indoors \_\_\_\_\_

## Opinions

I like to \_\_\_\_\_

I don't like to \_\_\_\_\_

## Pronouns

I \_\_\_\_\_

you \_\_\_\_\_

he \_\_\_\_\_

she \_\_\_\_\_

we \_\_\_\_\_

they \_\_\_\_\_

www.wepal.net

www.wepal.net

SIGNED TRACK 70b38cb153908f1a

Macmillan Education  
Between Towns Road, Oxford OX4 3PP  
A division of Macmillan Publishers Limited  
Companies and representatives throughout the world

ISBN 978-0-230-41552-2

Text © Wendy Arnold 2011

Design and illustration © Macmillan Publishers Limited 2011

First published 2011

All rights reserved; no part of this publication may be reproduced, stored in a retrieval system, transmitted in any form, or by any means, electronic, mechanical, photocopying, recording, or otherwise, without the prior written permission of the publishers.

Designed by Melissa Orrom Swan  
Typeset by J&D Glover Ltd  
Illustrated by Jenny Mumford  
Cover design by Macmillan Publishers Limited 2011  
Cover illustration by Jenny Mumford

The author would like to thank her wonderfully patient project manager, Tracy Traynor and the publishing team at Macmillan, as well as all the committee in Palestine who have tirelessly given their time to this project.

The author and publishers would like to thank the following for permission to reproduce their photographs:  
**Alamy**/R.Bamber p7(l), Alamy/Catchlight Digital Services p7(2), Alamy/PhotosIndia.com p7(4), Alamy/RealImage p46(l); **Bananastock** p7(7); **Brand X Pictures** p7(3); **Corbis RF** p7(8); **Image Source** p7(5); **Photolibrary**/R.Morsch p46(l), Photolibrary/C.Robertson (ml), Photolibrary/K.Tannenbaum p46(mr); **Stockbyte** pp7(6), 55(r).

These materials may contain links for third party websites. We have no control over, and are not responsible for, the contents of such third party websites. Please use care when accessing them.

Although we have tried to trace and contact copyright holders before publication, in some cases this has not been possible. If contacted we will be pleased to rectify any errors or omissions at the earliest opportunity.

Printed and bound in Palestine

2015 2014 2013 2012 2011

10 9 8 7 6 5 4 3 2 1