



State of Palestine
Ministry of Education
& Higher Education

NEW
EDITION

English for Palestine

STUDENT'S BOOK & WORKBOOK **2A**

Authorship & Curriculum Supervisory Committee

Mr Ali Manassra (General Supervision)	Ministry of Education
Mr Othman Diab Amer (Coordinator)	Ministry of Education
Mrs Reem Ayoush	Ministry of Education
Dr Samir M Rammal	Birzeit University
Dr Hazem Y Najjar	Bethlehem University
Ms Fatimah Easa Qassem	Ministry of Education
Mr Omar Abdullah Sabbah	Ministry of Education
Mr Imad Abdullah Jbour	Ministry of Education
Mr Hassan Kharableyeh	Ministry of Education
Ms Rula Naji Khalil	Ministry of Education
Ms Sana Abed Wazwaz	Ministry of Education
Ms Tharwat Shukri	Ministry of Education
Mr Mohammad Nassar	Ministry of Education

Authorship Supervisory Committee (original edition)

Dr Hazem Y Najjar (Head)	Bethlehem University
Dr Salem Aweiss	Birzeit University
Dr Omar Abu Al-Hummos	Al-Quds University
Mr Othman Diab Amer (Rapporteur)	Ministry of Education

English Language Curriculum Team (original edition)

Dr Hazem Y Najjar	Bethlehem University
Dr Salem Aweiss	Birzeit University
Dr Omar Abu Al-Hummos	Al-Quds University
Dr Odeh J Odeh	Al-Najah University
Dr Samir M Rammal	Hebron University
Dr Nazmi Al-Masri	Gaza Islamic University
Ms I'tidal Abu Hamdiyah	Ministry of Education
Ms Majedah Dajani	Ministry of Education
Mr Imad Jabir	Hebron University
Mr Suhail Murtaja	Ministry of Education
Mr Othman Diab Amer (Rapporteur)	Ministry of Education

Contents

Unit and contexts	Language	page
1 Hi, I'm ... – Saying your name and age – Finding out about other people	<i>What's your name? My name's/I'm Salwa. How old are you? I'm eight (too). How old is he/she? He's/She's seven. Who's that boy/girl? That's Sami/Tala.</i> Review: numbers 1–10	4
2 In the kitchen – Talking about food likes – Using numbers	<i>kunafeh, rice, meat, fish, chicken, salad, ice cream, chocolate 11, 12, 13 What does he/she like? He/She likes meat and rice.</i> Review: numbers 1–10, other food vocabulary	10
3 In the garden – Talking about things in the garden – Using numbers	<i>bee, butterfly, bird, flower, tree 14, 15, 16 A bird has two legs. It has two legs.</i> Review: numbers 1–10, three birds	16
4 My body – Talking about parts of the body – Using numbers	<i>ear, eye, hair, shoulder 17, 18, 19, 20 I/You/We have hair. He/She has a nose. Open/Close your mouth. Touch your hair.</i> Review: numbers 1–10, other parts of the body	22
5 Revision	Revision of the language in Units 1–4	28
6 Jump! – Giving and following instructions	<i>jump, hop, clap, open, close, come here, go there, be quiet Don't sit down.</i> Review: stand up, sit down, other parts of the body	34
7 My home – Talking about things in your living room – Saying where things are	<i>telephone, sofa, computer, rug, TV The bus is on/in/under the box.</i> Review: numbers 1–10, items in a house	40
8 My town – Talking about your town – Saying where places are	<i>mosque, church, shop, school, park, playground, house The house is next to the mosque. The park is between the church and the school. at the playground/at my house</i>	46
9 Revision	Revision of the language in Units 6–8	52
Picture dictionary		58
The alphabet		62

UNIT
1

Hi, I'm ...

Period 1

2

one, two, three, four, fi ve, six, seven, eight, nine, ten

1

Listen and find.



- Hi, I'm Salwa. What's your name? - My name's Haifa.
- Hi, I'm Amir. What's your name? - My name's Adam.




2

Listen and say.



Hi, I'm ... What's your name?
My name's ...



3

Listen and say.



one, two, three, four, fi ve, six, seven, eight, nine, ten

1 2 3 4 5 6 7 8 9 10

4



1 Write. 

a w m l



1 My name's A m ir.



2 I'm Ta l a.



3 I'm Sa w a.



4 My name's S a mi.

2 Trace and copy. 

1 2 3 4 5 6 7 8 9 10

1 _____

3 Complete. 

10 9 8 7 6 5 4 3 2 1

6

- Jamila, how old are you? - I'm five.
- Jamila is a girl. How old is she? She's five.
- Sami, how old are you? - I'm eight.
- Sami is a boy. How old is he? He's eight.

Unit 1 Period 3

1

Listen and find.



-I'm seven. How old are you, Salwa?
 -I'm eight. - I'm eight. How old are you, Adam?
 - I'm eight too. - Haifa. How old is she? She's seven. Salwa. How old is she? She's eight. Adam. How old is he? He's eight. Amir. How old is he? He's eight too.

2

Listen and say.



I'm ... How old are you?
 I'm ...

How old is Adam?

He's eight.



3

Listen and say.



How old is Haifa? ... She's seven.
 How old is Salwa? ... She's eight.
 How old is Adam? ... He's eight.
 How old is Amir? ... He's eight too.

How old is Haifa?

She's seven.

6

1 Circle and write.

1 **boy** girl

I'm 6.

boy **girl**

I'm 8.

boy girl

He's 7.

boy **girl**

She's 5.

2 Circle.

- 1 a a **A** a
- 2 **C** c c c
- 3 A A A **C**
- 4 c **a** c c

- 5 C C **A** C
- 6 A **a** A A
- 7 **c** a a a
- 8 C C C **c**

- Who's that girl?
- That's Jamila.
- Who's that boy?
- That's Sami.

Unit 1 Period 5

1


Listen and find.



- Who's that girl? - That's Tala. She's my friend.
- How old is she? - She's eight.
- Who's that boy? - That's Sami. He's my friend.
- How old is he? - He's eight.

2

Listen and say.



3

Say.



Who's that boy / girl?

That's ...



1



8

How old is he / she?

He's / She's ...



7



5

1

Draw and write. Circle. 

girl boy

يرسم الطالب نفسه هنا

يرسم وجه زميله او زميلته

This is me.

My name's يكتب الطالب اسمه هنا.

I'm a boy / girl يكتب.

I'm يكتب عمره.

This is my friend.

His / Her name's اسم زميله.

He's / She's a boy / girl يكتب.

He's / She's عمر زميله.

2

Trace and write. 

a A a A

c C c C

A C A A

3

Play. 

In Unit 1 children learned: to say their name and age to ask other people their name and age
to ask who people are

13

kunafeh, rice, meat, fish, chicken, salad

1 Listen and find.



14

- What do you like, Tala? - I like meat and rice.
 - What do you like, Sam? - I like chicken and salad.
 - What about you, Mum? - I like chicken too. And I like fish. Do you like kunafeh?
 - Yes - I like kunafeh! - Me too!

2 Listen and say.



15



3 Listen and say.




16

11 12 13

eleven, twelve, thirteen

4 Count and write.



10





11 12 13 E O


1 Trace and say.  


1 2 3 4 5 6 7 8 9 10 11 12 13

2 Read and match.  

a 

b 

c 

1 I like chicken. 


2 I like kunafeh.


3 I like meat.


4 I like salad.

5 I like fish.

6 I like rice.

d 

e 

f 

3 Match. 

1

a	E
c	O
e	A
o	C

2

A	c
C	o
E	a
O	e

What does Sami like?
He likes meat.
What does Tala like?
She likes chicken.

Unit 2 Period 3

1

Listen and say.



What does Zaid like? ... He likes chocolate.
What does Jamila like? ... She likes ice cream.

What does Zaid like?

What does Jamila like?



He likes chocolate.

She likes ice cream.

2

Listen and say.



What does Sami like? ... He likes meat.
What does Jamila like? ... She likes ice cream.
What does Zaid like? ... He likes chocolate.
What does Tala like? ... She likes rice.



Sami

Jamila

Zaid

Tala

3

Say.



What does ... like?

He / She likes ...

1

Write. Say.



He / She likes ...

nuts ice cream melon chocolate kunafeh



nuts



chocolate



ice cream



kunafeh



melon

2

Write.



rice oranges ice cream dates
olives apples chicken kunafeh



He likes olives and dates



She likes chicken and rice.



He likes apples and oranges



She likes ice cream and kunafeh

3

Sing.




- 21 He likes chicken and salad.
 She likes rice and meat.
 He likes ice cream and kunafeh.
 She likes fish and chocolate.

Unit 2 Period 5

1 Listen and say.  

She likes rice and fish. Who is it? ... It's Tala.
 He likes olives and nuts. Who is it? ... It's Jamal.
 She likes chicken and salad. Who is it? ... It's Wafa.
 He likes ice cream and chocolate. Who is it? ... It's Sami.



2 Listen and say.  

What does Sami like?

He likes ice cream and chocolate.

What does Sami like? ... He likes ice cream and chocolate.

What does Wafa like? ... She likes chicken and salad.

What does Tala like? ... She likes rice and fish.

What does Jamal like? ... He likes olives and nuts.


3 Say. 



She likes chicken and salad.

I like ... and ...

1 Count and write. 



13 nuts

11 dates

12 olives

2 Trace and write. 

e E e E

o O o O

E O E O

3 Play. 

In Unit 2 children learned: to talk about food to say what foods they and other people like
to use the numbers 11, 12, 13

24

a bee, a butterfly, a bird, a flower, a tree

1

Listen and find.



This is my garden. Look! This is a bee.
This is a butterfly. This is a tree.
This is a flower. This is a bird.

2

Listen and say.



3

Listen and say.



eleven, twelve, thirteen, fourteen, fifteen, sixteen

11

12

13

14

15

16

4

Count and write.



= 13



= 16

16



14

15

16

D

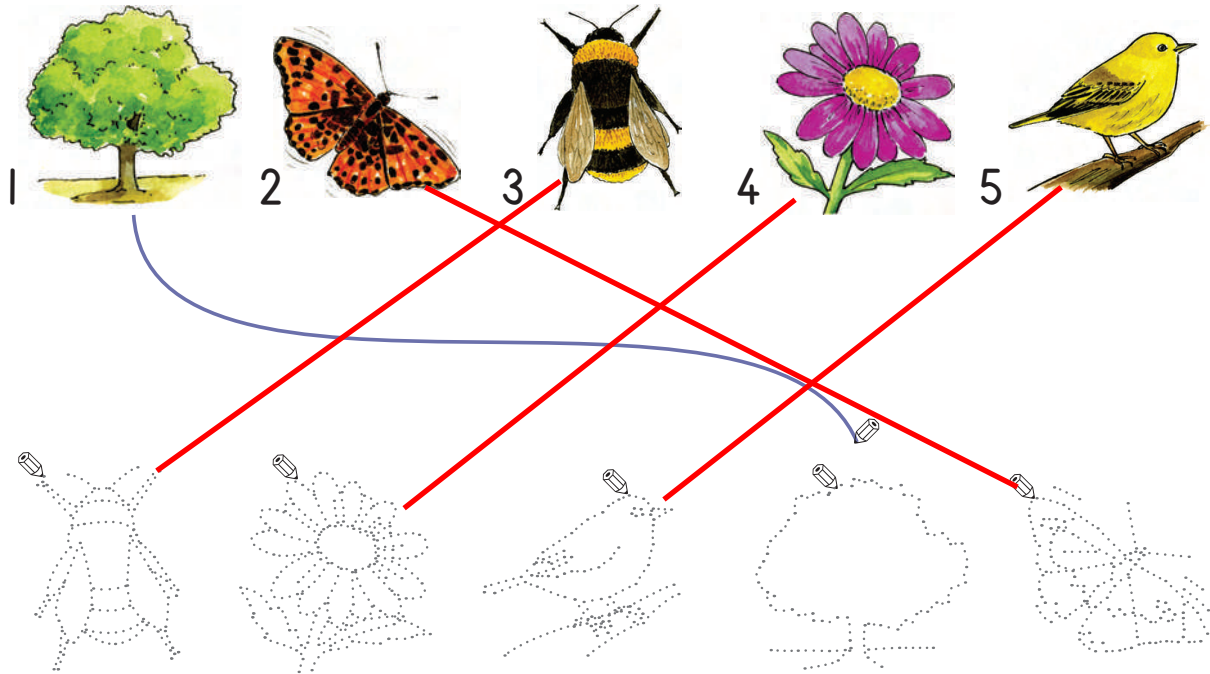
G

Q

1 Trace and say.  

1 2 3 4 5 6 7 8 9 10
11 12 13 14 15 16

2 Trace and match. Say.  



3 Listen and circle. 

- a 15 **14** 5 c 14 **16** 15
b 6 16 **7** d 2 **12** 10

- 28 A bird has two legs – one, two.
 A bee has six legs – one, two, three, four, fi ve, six.
 A butterfly has six legs – one, two, three, four, five, six.

Unit 3 Period 3

1 Listen and count.  29

A bee has six legs – one, two, three, four, fi ve, six. It has six legs. A bird has two legs – one, two. It has two legs. A butterfly has six legs – one, two, three, four, fi ve, six. It has six legs.

2 Listen and say.  30 

A bee. How many legs? ... It has six legs.
 A bird. How many legs? ... It has two legs.
 A butterfly. How many legs? ... It has six legs.



3 Write. Say.  

b f b t b



b ee



t ree



b utterfly




b ird



f lower

1 Write. 



1 lion

c

2 bird

b

3 bee

a

2 Trace and write. Say.  

1 A lion has 2 legs.

2 A bird has 2 legs.

3 A bee has 6 legs.

3 Circle. 

1 d **D** d d

2 g g g **G**

3 **Q** q q q

4 o o **O** o

5 Q Q Q **Q**

6 D **A** D D


7 O O **C** O

8 E E **G** E

Unit 3 Period 5

1

Listen and write.



2

Listen and clap.




3

Listen and chant.



I like bees.
What do you like?

1 Count and write. Say.  



2 Trace and write. 



3 Play. 

In Unit 3 children learned: to talk about things in the garden
to use the numbers 14, 15, 16

UNIT 4

My body

Period 1

1

Listen and touch.



Touch your ...



2

Listen and say.



3

Listen and say.

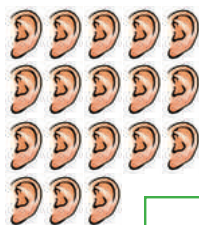


11 12 13 14 15 16 17 18 19 20

4

Count and write.







22



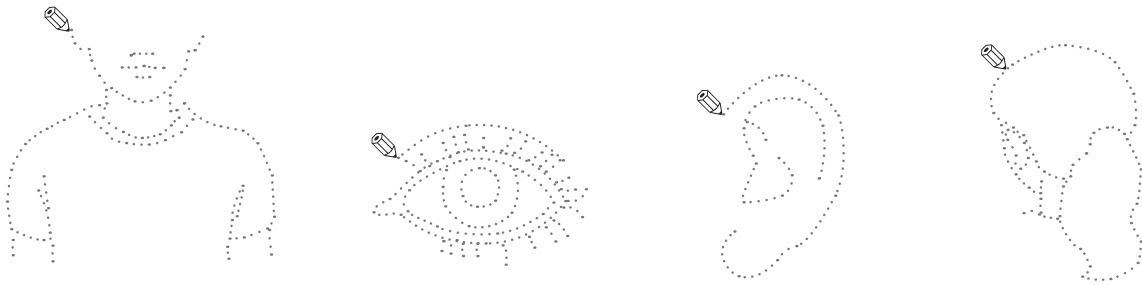

17 18 19 20

I L T

1 Trace and say.  

1 2 3 4 5 6 7 8 9 10
11 12 13 14 15 16 17 18 19 20

2 Trace and match. Say.  



ear

hair

eye

shoulders

39

I have a mouth.
I have a nose.
I have hair.

I have two eyes.
I have two ears.
I have two shoulders.

Unit 4 Period 3

1 Listen and do.



Open your eyes.


Close your eyes.

Touch your head.
Open your mouth.
Close your mouth.
Touch your shoulders.
Close your eyes.
Touch your ear.
Open your eyes.
Touch your hair.

2 Listen and say.



You have a mouth.
You have a nose.
You have hair.
You have two eyes.
You have two ears.
You have two shoulders.



3 Match.



a c d e g i l o q t

A C D E G I L O Q T

C E A I L D T G O Q

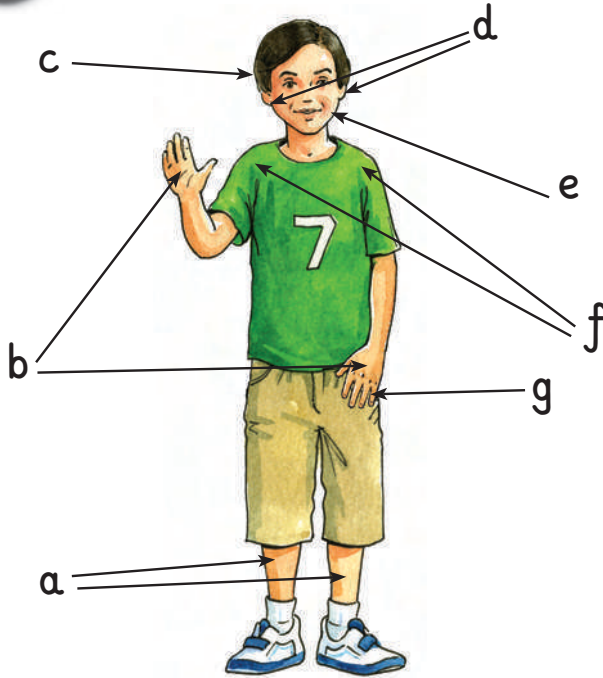
d g c a q o e i t l

4 Say.



You have a nose.

1 Read and write. Say.



I have ...

You have ...

2 ears

d

1 head

c

2 shoulders

f

1 face

e

2 legs

a

2 hands

b

5 fingers

g

2 Trace and write.



i I i I

l L l L

t T t T

3 Sing. ⁴²



Unit 4 Period 5

1 Listen and clap. 44

He has a nose. He has a mouth. He has two eyes. He has two ears. He has hair.
She has a nose. She has a mouth. She has two eyes. She has two ears. She has hair.

2 Listen and chant. 45



3 Say.

4 Listen and say. 46

We have two ears.
We have two eyes.
We have a nose.
We have a mouth.
We have a face.
We have hair.



5 Say.

1 Count and write. 



10



20



20



20



10

2 Read and circle.  



2



3



She has 2 ears / mouths. He has 2 noses / eyes He has hair / 1 shoulder.



5



6



He / She has 1 head.

He / She has 1 face.

He / We have hair.

3 Play. 

In Unit 4 children learned: to talk about parts of the body using *have*
to use the numbers 17, 18, 19, 20

1

Listen and write.



2

Listen and say.



15



19



16



18



20

3

Say.



How many trees?



14



12



17



19



11



4

Complete and say.



1 2 _ 4 _ 6 _ 8 _ 10 _ _ 13 14 _ 16 _ 18 _ 20

1 _ 3 _ _ _ 7 _ 9 _ _ 12 _ _ 15 _ _ 18 _ _

_ 2 _ 4 _ 6 _ _ _ 10 _ 12 _ 14 _ 16 _ _ 19 20

5

Circle.



1 (B) b b b

5 B (D) B B

2 h h (H) h

6 P P P (O)

3 p (P) p p

7 L L (I) L

4 d d d (D)

8 H H (A) H

6

Write. Say.



f n sh h m l



hair



leg



finger



shoulders



nose



mouth

1

Listen and find.



2

Listen and write.



5



7

3

Look. Count and write.



kunafeh

16

boys

2

bees

11

flowers

8

4

Trace and copy. 



What's your name?

What's your name?

I'm Tala.



I'm Tala.

5

Draw and trace. Copy. 



How old are you?

How old are you?

I'm 7.



I'm 7

6

Trace and write. 

b B b B

h H h H

p P p P

Unit 5 Period 3

1

Listen and write.



2

Listen and say.



1		6		11	
2		7		12	
3		8		13	
4		9		14	
5		10		15	



Sami

2 9
12



Tala

4 7
13



Zahra

5 6
15



Hashim

3 8
11

3

Say.



What does Sami like?

He likes ...

She likes ...









What do you like?

I like ...

4

Write and match. 

j ch c f w r t a o

a		1	<u>f</u> ish		
b		2	<u>t</u> ea	e	
c		3	<u>w</u> ater	f	
d		4	<u>o</u> range	g	
		5	<u>r</u> ice	h	
		6	<u>a</u> pple <u>j</u> uice		
		7	<u>c</u> offee		
		8	<u>ch</u> ese		

5

Write. 

chocolate ~~chicken~~ ice cream
salad olives dates He She

1		 	She likes chicken and ice cream .
2		 	He likes salad and chocolate.
3		 	She likes olives and dates.

53

Jump. Hop. Clap. Stand up. Sit down. Open your hands. Close your hands.

1

Listen and say.



2

Listen and do.



3

Say and do.




Ali says ...

1 Read and write.



- 1 Open your hands. e
- 2 Sit down. a
- 3 Jump. f
- 4 Hop. d
- 5 Close your hands. g
- 6 Clap. b
- 7 Stand up. c



2 Find and circle.



M ~~M~~ N R N R ~~M~~ N ~~M~~
 N R ~~N~~ R M R ~~N~~ M R
 R ~~R~~ M N N ~~R~~ ~~R~~ M ~~R~~


3 Say and do.



Unit 6 Period 3

1 Listen and find.  

2 Listen and say.  



3 Say. 

1 Write. 

open go there close
hop come here jump



go there



jump



hop



close



open



come here

2 Trace and write. 

m M m M

n N n N

r R r R

3 Sing. ⁵⁹ 

Unit 6 Period 5

1

Listen and find.



2

Listen and say.



X



✓

2



X



✓



X



✓

4



X









✓

3

Say and do.









1 Write. Say.  

a		✓	1 Hop.	<input type="text" value="e"/>	d		✓
b		✗	2 Don't jump.	<input type="text" value="b"/>	e		✓
c		✗	3 Clap.	<input type="text" value="a"/>	f		✗
			4 Don't come here.	<input type="text" value="c"/>			
			5 Open.	<input type="text" value="d"/>			
			6 Don't close.	<input type="text" value="f"/>			

2 Write. 

Don't open the window come here sit down
 go there stand up close the door

1		✗	<u>Don't go there.</u>	2		✓	<u>stand up</u>	3		✗	<u>don't sit down</u>
4		✓	<u>come here</u>	5		✗	<u>Don't close the door</u>	6		✓	<u>open the window</u>


3 Play. 

In Unit 6 children learned: to give and follow instructions
 to give and follow negative instructions

63 rug, TV, sofa, computer, telephone

1 Listen and find.  

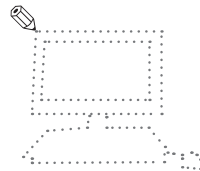
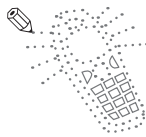
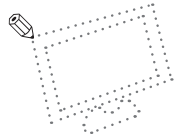
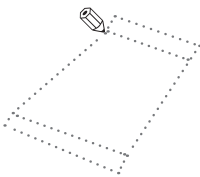
2 Listen and say.  



3 Trace and match. Say.  

What's this?

It's a ...



1 Look and say.  

02 546 7857

02 786 9532

02 457 6437

02 139 2827




2 Say. 

What can you see?

I can see ...



3 Look. Count and write.  



2

2

10

4

1

3

2

The baby is on the rug.
 The bus is on the box.
 The little ball is under the chair.
 The big ball is on the sofa.
 The computer is on the table.
 The rug is under the box.
 The telephone is in the bag.

Unit 7 Period 3

1 Listen and find.  

2 Listen and say.  

Where's the telephone?


It's on the sofa.



3 Say. 

Where's the computer?

It's on the table.



1 Write. 

telephone rug ~~sofa~~ table computer

1 The book is on the sofa .

d

2 The rug is under the table.

c

3 The table is under the TV.


a

4 The telephone is in the bag.

b

5 The computer is on the table.

e



2 Circle. 

1 J j j j

5 T J T T

2 u u u U

6 N M M M

3 y Y y y

7 B B R B

4 J J J I

8 U L L L

3 Sing. 

It's in the bag. It's red. What is it? ... It's a telephone.
It's under the chair. It's orange and blue. What is it? ... It's a rug.
There's a big ball on it. It's yellow. What is it? ... It's a sofa.
It's on a table. It's white. What is it? ... It's a computer.

Unit 7 Period 5

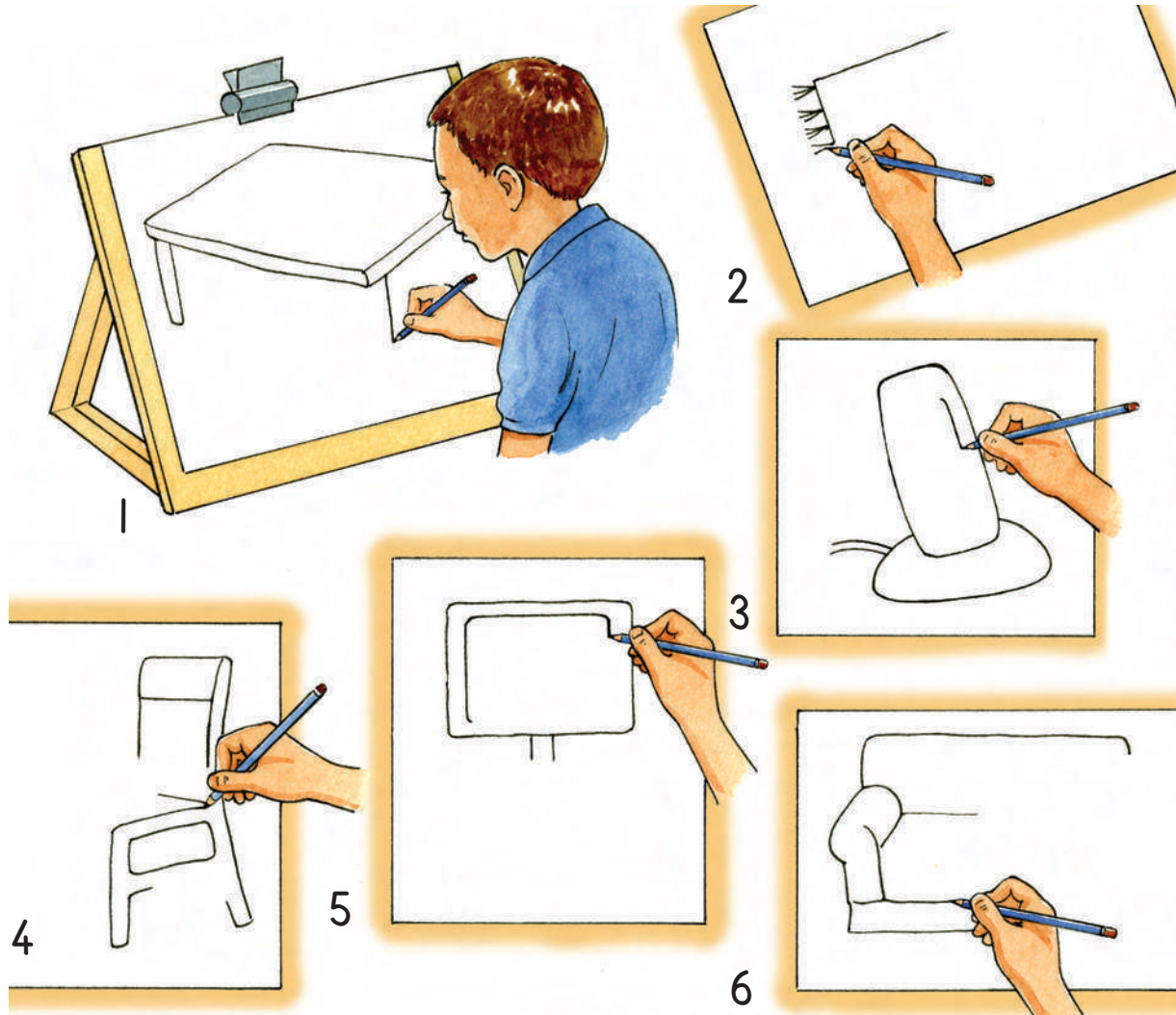
1 Listen and say.

- What is it? ... What is it? - What is it? ... - What is it? ... - What is it? ... - What is it? ...
- It's a table. - It's a rug. - It's a telephone. - It's a chair. - It's a computer. - It's a sofa.

2 Say.

What is it?

It's a ...



3 Draw and say.

1 Write. Say.




under in on

bed bag table



under the **bed**



on the **table**



in the **bag**

2 Trace and write.



j J j J

u U u U

y Y y Y

3 Play.




In Unit 7 children learned: to talk about things in the living room
to ask and say where things are using prepositions

mosque, church, shop, school, park, playground, house

1 Listen and find.  

2 Listen and say.  



3 Say. 



1

Write. Say.



ch p h p sh m



1

park



2

mosque



3

house



4

playground



5

shop



6

church

2

Find and circle.



V	W	<input checked="" type="radio"/>	W	<input checked="" type="radio"/>	X	<input checked="" type="radio"/>	W	X
W	X	V	<input checked="" type="radio"/>	<input checked="" type="radio"/>	X	<input checked="" type="radio"/>	V	X
X	V	W	V	<input checked="" type="radio"/>	<input checked="" type="radio"/>	V	<input checked="" type="radio"/>	W

The park is between the church and the school.
 The house is next to the mosque.
 The shop is between the school and the playground.
 Salwa is next to Amir.


Unit 8 Period 3

1 Listen and find.   76

The church is between the park and the school.
 The house is next to the playground.
 The shop is next to the mosque.
 The school is between the mosque and the park.

2 Listen and say.   77


- 1 Where's the church? It's between the park and the school.
- 2 Where's the playground? ... It's next to the house.
- 3 Where's the mosque? ... It's next to the shop.
- 4 Where's the school? ... It's between the mosque and the park.



3 Say. 

Where's the playground?

It's next to the shop.




1

Write. 


mosque playground house park school
church next to between




The playground is between the mosque and the school.



The shop is next to the house.



The church is next to the park.



The mosque is between the church and the playground.

2

Trace and write. 

v V v V w W

w W x X x X

At the mosque. At the church. At the park. At the playground. At the shop. At school. At my house.

Unit 8 Period 5

1

Listen and find.



Sami is at his house. Jamila is at school.
Dad is at the mosque. Mum is at the shop.
Zaid is at the playground. Tala is at the park.

2



Listen and say.



Where's Sami?

At his house.

Where's Sami? ...At his house.
Where's Jamila? ...At school.
Where's Dad? ...At the mosque.
Where's Mum? ...At the shop.
Where's the baby? ...At the playground.
Where's Tala? ...At the park.



3

Say.



Where's Jamila?

At school.

4

Read and say.



Where's Sami?

He's at the shop.

Sami – shop
Tala – playground
Dad – park
Mum – house

1 Write. Say.  

school playground church shop park house



She's at the park .

He's at school .

She's at the playground .



He's at his house .

She's at the shop .

He's at the church .

2 Write. 

on next to in at between under



at



between



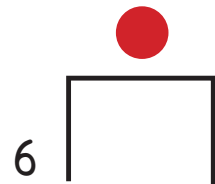
next to



under



in



on

3 Play. 

In Unit 8 children learned: to talk about their town
to extend their use of prepositions

1

Listen and write.



6 X



7 ✓



2 X



3 X



5 ✓



4 ✓



1 ✓



8 X

2

Listen and write.



3

Listen and do.

4

Read and write.



- 1 Come here.
- 2 Open your eyes.
- 3 Touch your nose.
- 4 Close your eyes.
- 5 Go there.
- 6 Touch your ears.

e

c

a

f

b

d

a



b



c



d



e



f



5

Write.




Hello my 8 I'm name old

- 1 Hello , I'm Adam.
- 2 What's your name ?
- 3 Hi, my name's Amir.
- 4 How old are you?
- 5 I'm 8.
- 6 I'm 8 too.



1 Listen and find.  

2 Listen and say.  





3 Say. 







Where's the computer?

It's on the table.

4 Complete and say.  

1 2 3 4 5 6 7 8 9 10
11 12 13 14 15 16 17 18 19 20

5 Match and say.   Where's ... ? It's ...

<p>1  the shop</p> <p>2  the book</p> <p>3  the butterfly</p>	<p>under the telephone at the playground in the bag next to the park on the rug between the chicken and the salad</p>	<p>4  the telephone</p> <p>5  the bread</p> <p>6  Sami</p>
--	---	---

6 Circle. 

1	F	f	f	f	5	B	P	P	P
2	k	k	K	k	6	S	Z	S	S
3	s	s	S	s	7	F	F	F	K
4	z	z	z	Z	8	D	O	D	D

Unit 9 Period 3

1 Listen and write.   86

2 Listen and say.   87



b



d



f



a



c



g



e



3 Say. 

Where's Sami?

He's at the shop.

4

Complete. 

a b c d e f g h i j k l m n o p q r s t u v w x y z
A B C D E F G H I J K L M N O P Q R S T U V W X Y Z

5

Write. Say.  



She has

- 2 eyes.
- 1 nose.
- 2 legs.
- 10 fingers.



He has

- 1 mouth.
- 2 shoulders.
- 2 hands.
- 1 head.

I have ...

6

Trace and write. 

f F f F

k K k K

s S s S

z Z z Z

In Unit 9 children revised the language learned in Units 6–8

Picture dictionary

a

apple 

apple juice



at



b

bee



between



bird



black



blue



boy



bread



butterfly



c

cat



chair



cheese



chicken



chocolate



church



clap



close



coffee



come here



computer



d

date



dog



e

ear



egg



eye



f

face



finger



fish



flower 

friend 

g

girl 

goat 

go there 

green 

h

hair 

hand 

head 

hop 

house 

i

ice cream 

in 

insect 

j

jump 

k

kitten 

kunafeh 

l

leg 


lion 

m

meat 

melon 

milk 

mosque 

mouth 

n

next to 

nose 

nut 

o

olive 

on 

open 

orange



orange juice



s

salad



school



shop



shoulder



sit down



sofa



stand up



u

under



w

water



white



p

park



playground



r

rabbit




red



rice



rug



t

table



tea



telephone



touch



tree



TV



y

yellow




z

zebra




numbers

7 seven




14 fourteen




1 one



8 eight



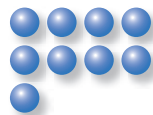
15 fifteen




2 two



9 nine




16 sixteen




3 three



10 ten



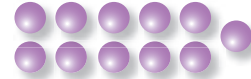
17 seventeen




4 four



11 eleven




18 eighteen




5 five



12 twelve



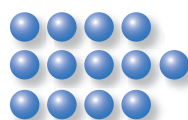
19 nineteen




6 six



13 thirteen



20 twenty



The alphabet

Aa



apple

Hh



hand

Bb



bag

Ii



insect

Cc



cat

Jj



juice

Dd



dog

Kk



kitten

Ee



egg

Ll



lion

Ff



fig

Mm



melon

Gg



goat

Nn



nut

a b c d e f g h i j k l m

Oo



olive

Vv



van

Pp



pencil

Ww




water

Qq



quiet

Xx



box

Rr



rabbit

Yy



yo-yo

Ss



skate

Zz



zebra

Tt



teacher

Uu



umbrella

n o p q r s t u v w x y z

Macmillan Education
Between Towns Road, Oxford OX4 3PP
A division of Macmillan Publishers Limited
Companies and representatives throughout the world

ISBN 978-0-2304-1362-7

Text © Wendy Arnold 2011
Design and illustration © Macmillan Publishers Limited 2011

First published 2011

All rights reserved; no part of this publication may be reproduced, stored in a retrieval system, transmitted in any form, or by any means, electronic, mechanical, photocopying, recording, or otherwise, without the prior written permission of the publishers.

Designed by Melissa Swan
Illustrated by Ruth Palmer
Cover design by Macmillan Publishers Limited 2011
Cover illustration by Ruth Palmer

Publishing management by Hyphen S.A.

Authors' acknowledgements

The author would like to thank her wonderfully patient project manager, Tracy Traynor, and the publishing team at Macmillan, as well as all the committee in Palestine who have tirelessly given their time to this project.

The authors and publishers would like to thank the following for permission to reproduce their photographs:

Alamy/Mia Caruana p10;
Getty Images/David Silverman p4.

Printed and bound in Palestine by A R Hijawi & Sons

2016 2015 2014 2013 2012 2011
10 9 8 7 6 5 4 3 2 1