



State of Palestine
Ministry of Education
& Higher Education

NEW
EDITION

English for Palestine

STUDENT'S BOOK & WORKBOOK **3A**

Authorship & Curriculum Supervisory Committee

Mr Ali Manassra (General Supervision)	Ministry of Education
Mr Othman Diab Amer (Coordinator)	Ministry of Education
Mrs Reem Ayoush	Ministry of Education
Dr Samir M Rammal	Birzeit University
Dr Hazem Y Najjar	Bethlehem University
Ms Fatimah Easa Qassem	Ministry of Education
Mr Omar Abdullah Sabbah	Ministry of Education
Mr Imad Abdullah Jbour	Ministry of Education
Mr Hassan Karableyeh	Ministry of Education
Ms Rula Naji Khalil	Ministry of Education
Ms Sana Abed Wazwaz	Ministry of Education
Ms Tharwat Shukri	Ministry of Education
Mr Mohammad Nassar	Ministry of Education

Authorship Supervisory Committee (original edition)

Dr Hazem Y Najjar (Head)	Bethlehem University
Dr Salem Aweiss	Birzeit University
Dr Omar Abu Al-Hummos	Al-Quds University
Mr Othman Diab Amer (Rapporteur)	Ministry of Education

English Language Curriculum Team (original edition)

Dr Hazem Y Najjar	Bethlehem University
Dr Salem Aweiss	Birzeit University
Dr Omar Abu Al-Hummos	Al-Quds University
Dr Odeh J Odeh	Al-Najah University
Dr Samir M Rammal	Hebron University
Dr Nazmi Al-Masri	Gaza Islamic University
Ms I'tidal Abu Hamdiyah	Ministry of Education
Ms Majedah Dajani	Ministry of Education
Mr Imad Jabir	Hebron University
Mr Suhail Murtaja	Ministry of Education
Mr Othman Diab Amer (Rapporteur)	Ministry of Education

Contents

Unit and contexts	Language	page
1 All about me <ul style="list-style-type: none"> – Greeting people – Giving information about yourself and others 	<i>Good morning/Good afternoon, children.</i> <i>I'm your teacher, Mr Ali.</i> <i>How are you? Fine, thanks.</i> Review: name, age, where someone is from, spelling, personal descriptions	4
2 He's a doctor <ul style="list-style-type: none"> – Talking about jobs – Saying what members of your family do 	<i>uncle, aunt</i> <i>doctor, nurse, police officer, teacher, dentist, farmer, driver</i> <i>one, two, three, four, five</i> <i>What's his/her job? He's/She's a dentist.</i> <i>Who's he/she? He's my grandfather.</i> Review: family members	10
3 At the market <ul style="list-style-type: none"> – Buying food – Saying what food you like/don't like 	<i>apples, figs, onions, melon, oranges, carrots, tomatoes, bananas, grapes, potatoes</i> <i>I'd like figs and bananas, please. Here you are.</i> <i>Thank you. That's 10 dinars.</i> <i>I don't like carrots.</i> Review: food, I like	16
4 At the zoo <ul style="list-style-type: none"> – Talking about animals – Using colours and other words to describe things 	<i>tiger, fox, giraffe, elephant, snake, monkey</i> <i>grey, brown, orange; It has no legs.</i> <i>six, seven, eight, nine, ten</i> Review: colours, adjectives	22
5 Revision	Revision of the language in Units 1–4	28
6 I don't feel well <ul style="list-style-type: none"> – Saying what's wrong with you – Giving and understanding advice 	<i>stomach, head, back, foot/feet, tooth/teeth</i> <i>I don't feel well. What's the matter?</i> <i>My head hurts. My teeth hurt.</i> <i>Go to the dentist. Go to the doctor. Go to bed. Have a rest.</i> <i>Take this medicine.</i> Review: parts of the body	34
7 My day <ul style="list-style-type: none"> – Talking about your daily routine – Saying when you do things 	<i>I get up. I go to school. I watch cartoons. I play computer games. I do homework. I go to bed.</i> <i>in the morning, in the afternoon, in the evening, at night</i> <i>What do you do in the morning?</i> <i>When do you get up?</i>	40
8 It's sunny <ul style="list-style-type: none"> – Talking about the weather – Saying where people are 	<i>What's the weather?</i> <i>It's rainy. It's windy. It's sunny. It's cloudy. It's hot. It's cold.</i> <i>swimming pool, beach, park, zoo, playground, river at the beach</i> Review: prepositions	46
9 Revision	Revision of the language in Units 1–8	52
My dictionary		58

All about me

LANGUAGE PRESENTATION 2

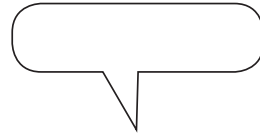
- Good morning. - How old are you?
- How are you? - I'm nine.
- I'm fine, thanks. - What colour is your shirt?
- Where are you from? - My shirt is white.
- I'm from Bethlehem. - What's your name?
- My name's ...

1

Read. Listen and write.



How are you?



Audio 3

- Good morning, children
- I'm your teacher, Mr Ali.
- Good morning, Mr Ali.
- How are you?
- Fine, thanks.
- What's your name?
- My name's Walid.
- How old are you?
- I'm nine.

- . - Where are you from?
- I'm from Bethlehem.
- What's your name?
- I'm Hala.
- How old are you?
- I'm nine.
- Where are you from?
- I'm from Bethlehem too.

Where are you from, Mr Ali?

- I'm from Nablus.

1 Mr Ali is a teacher.



4 The girl is from Haifa.



2 Walid is 8.



5 Mr Ali is from Bethlehem too.



3 Walid is from Bethlehem.



2



Audio 4

- Good morning. - How old are you?
- How are you? - I'm ...
- Fine, thanks. - Where are you from?
- What's your name? - I'm from ...
- My name's ...

3



1

Read and match.



1



2



3



4



a



b



c





d



2

Write and say.



6

3

Find. Draw and write.



My name's _____.

I'm _____.

I'm from _____.



What's his name? His name is ...

How old is he? He's ...

Where's he from? He's from ...

What's her name? Her name is ...

How old is she? She's ...

Where's she from? She's from ...

Answers: Walid, nine, Bethlehem; Nour, eight, Bethlehem

Unit 1 Period 3



Nablus Haifa Ramallah Bethlehem Jerusalem Gaza

- Who's this? - Who's this?
- This is my cousin. - This is my cousin.
- What's her name? - What's his name?
- Her name's Manar. - His name's Bilal.
- How do you spell it? - How do you spell it?
- M-a-n-a-r. - B-i-l-a-l.
- How old is she? - How old is he?
- She's nine. - He's eight.
- Where's she from? - Where's he from?
- She's from Haifa. - He's from Bethlehem.



What's her name?	Manar
How old is she?	9
Where's she from?	Haifa

What's his name?	Bilal
How old is he?	8
Where's he from?	Bethlehem

2 Listen and say.

3 Listen and say.

4

Audio 8

- What's her name? - What's his name?
 - How old is she? - How old is he?
 - Where's she from? - Where's he from?
- Answers: **Manar, 9, Haifa; Bilal, 8, Bethlehem**

her name? name's Manar.







she? 9.

she from? from Haifa.

ej kftgp'y qtnlp'r cktu'q'r tcevkug'ur gntpi

1

Say.



2

Circle.



- 1 His/Her name is Hala.
- 2 She's/He's 8.
- 3 He's/She's from Bethlehem.

- 4 Her/His name is Walid.
- 5 She's/He's 9.
- 6 He's/She's from Bethlehem too.

3

Write.



His He's Jerusalem
8 girl Her
boy She's



This is the new girl in our class. Her name is Dalia.
She's 8. She's from Jerusalem.

This is the new boy in our class. His name is Nader.
He's 8 too. He's from Haifa.

Reem has blonde hair and green eyes.
Bilal has red hair and blue eyes.
Hala has brown hair and blue eyes.
Walid has black hair and green eyes.
Nour has black hair and green eyes.

1



10

Reem

Nour

Hamzah

~~Omar~~

Dalal

Bilal



Omar



Bilal



Dalal



Reem



Nour



Hamzah

2



11

This is Omar. He has ...
This is Nour. She has ...
This is Reem. She has ...
This is Dalal. She has ...
This is Hamzah. He has ...
This is Bilal. He has ...

3



Nour.

has black hair and green eyes.

1

Write. Say.



my she I he his her
green blue brown black red blonde

My name's _____.

I'm _____.

I have **black**
hair and **brown** eyes.

her/his name's _____.

He's/She's _____.

She/He has _____
hair and _____ eyes.

2

Write in your copybook.



This is my cousin Manar. She's from Jerusalem.

3

Play.



Maha,
Gaza



Rana,
Haifa



Rami,
Ramallah



Nabil,
Jerusalem



Amira,
Bethlehem



Saleh,
Nablus



In Unit 1 children learned: to ask and say how they are
to ask and give someone's name

a dentist, a farmer, a doctor, a nurse, a policeman, a teacher, a driver

1



- 1 What's his job?
He's a farmer.
- 2 What's his job?
He's a dentist.
- 3 What's her job?
She's a teacher.
- 4 What's his job?
He's a doctor.
- 5 What's his job?
He's a policeman.
- 6 What's his job?
He's a driver.
- 7 What's her job?
She's a nurse.

his job? a farmer.



4

nurse 7

teacher 3

farmer 1



policeman 5

dentist 2

driver 6

2 Listen and say.



3 Say.



- 1 What's his job? ...
- 2 What's his job? ...
- 3 What's her job? ...
- 4 What's his job? ...
- 5 What's his job? ...
- 6 What's his job? ...
- 7 What's her job? ...

her job? a dentist.

1

Match.



1 a farmer

2 a dentist **a**

3 a nurse **g**

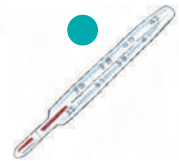
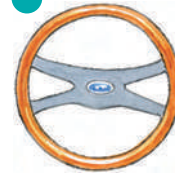

4 a doctor **b**

5 a policeman **d**

6 a driver **f**

7 a teacher **c**

a



2

Write.



She's He's

a dentist a nurse a teacher

a policeman a driver a doctor



1 He's a teacher.



2 She's a doctor.



3 She's a nurse.



4 He's a dentist.



5 He's a driver.



6 He's a policeman.

Unit 2 Period 3

This is my family.
My grandfather.
My grandmother.
My mum.
My dad.

My brother.
My sister.
My uncle.
My aunt.
My cousin.

16

1



she?

my mum. She's a doctor.



a

d

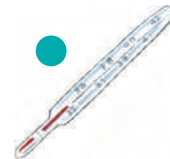

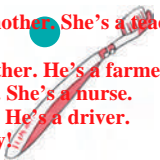
mother
c

grand-
father
e

aunt
g

uncle
f

- This is my family.
- Who's she?
- She's my mum. She's a doctor.
- Who's he?
- He's my dad. He's a dentist.
- And he's my brother. He's a policeman.
- Who's she?
- She's my grandmother. She's a teacher.
- Who's he?
- He's my grandfather. He's a farmer.
- And she's my aunt. She's a nurse.
- And he's my uncle. He's a driver.
- What a big family!



2 Read and do.

- I'm a dentist.
Open your mouth.
- I'm a doctor.
I can help.
- I'm a teacher.
Teacher says 'Hop!'

- I'm a policeman.
Stop, stop, stop!
- I'm a farmer.
Where are my sheep?
- I'm a driver.
Beep, beep, beep!

3 Sing. 17

12

- I'm a dentist.
Open your mouth.
- I'm a doctor.
I can help.
- I'm a teacher.
Teacher says 'Hop!'

- I'm a policeman.
Stop, stop, stop!
- I'm a farmer.
Where are my sheep?
- I'm a driver.
Beep, beep, beep!

1

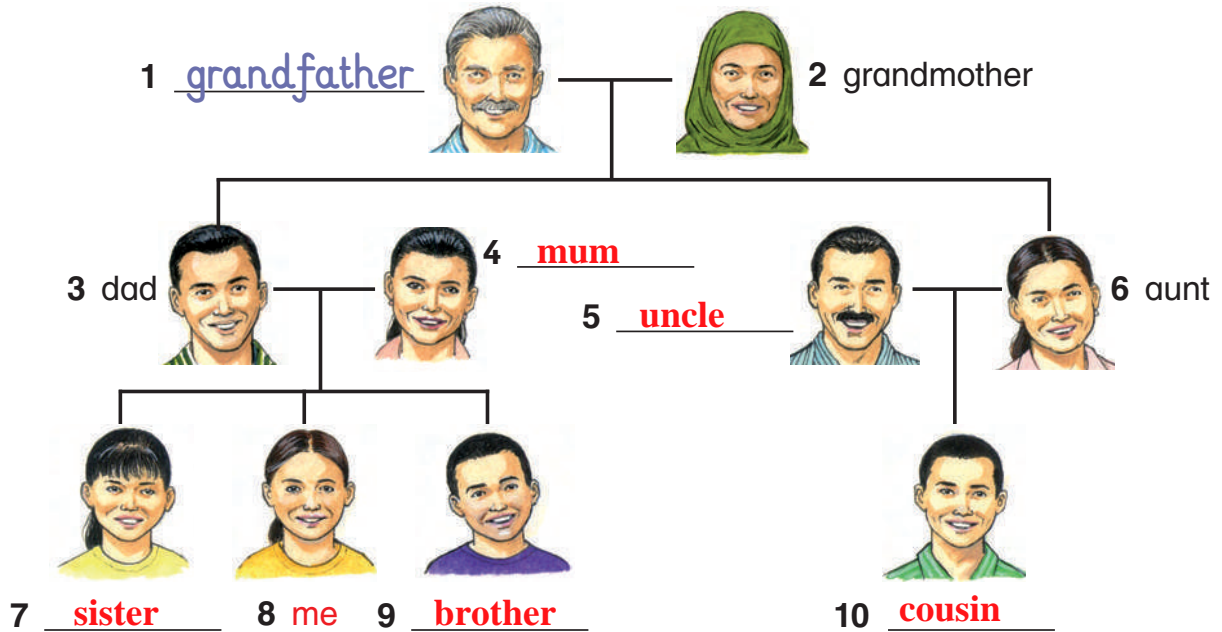
Write. Say.



he?

my grandfather.

uncle sister
cousin ~~grandfather~~
mum brother



2

Write.



1 cousin. / He's / my.

He's my cousin.

2 He's / uncle. / my

He's my uncle.

3 my / She's / aunt.

She's my aunt.

4 she's / grandmother / my

She's my grandmother.

5 my / dad / he's

He's my dad.

driver. / a / He's

He's a driver.

He's / teacher. / a

He's a teacher

a / doctor. / She's

She's a doctor.

dentist / she's / a

She's a dentist

a / he's / policeman

He's a policeman.

LANGUAGE PRESENTATION 18

one brother, two sisters, three cousins, four aunts, five uncles

1



one two ~~three~~ four five

- 1 I have three brothers.
- 2 I have five cousins.
- 3 I have two sisters.
- 4 I have one aunt.
- 5 I have four uncles.



I have three brothers.



I have five cousins.



I have two sisters.



I have one aunt.



I have four uncles.

2



3



- 1 How many brothers do you have?
- 2 How many cousins do you have?
- 3 How many sisters do you have?
- 4 How many aunts do you have?
- 5 How many uncles do you have?

cousins do you have?

five cousins.

1

Match.



1

2

3

4

5

four

three

one

two

five

2

Write. Say.



one

~~two~~

three

four

five



1 I have two brothers.

2 **I have four cousins.**

3 **I have one uncle.**

4 **I have three aunts**

5 **I have five sisters.**

3

Write in your copybook.



I have one sister and two brothers. I have five cousins.

4

Play.



/she?

He's/She's a _____.

In Unit 2 children learned: to talk about jobs

to talk about members of their family

LANGUAGE PRESENTATION audio 21


carrots, tomatoes, potatoes, banana, onions, oranges

1 – I'd like carrots and onions, please.
And I'd like apples and bananas, please.
– Here you are.
– Thank you.
2 – I'd like oranges and tomatoes, please.
And I'd like a melon, please.
– Here you are.
– Thank you.
3 – I'd like potatoes, please.
And I'd like figs and grapes, please.
– Here you are.
– Thank you.

1



carrots and onions, please.



2



Listen and say.



23

I'd like onions, please.
I'd like tomatoes, please.
I'd like carrots, please.

I'd like potatoes, please.
Here you are.
Thank you.



3

Say.





oranges and figs, please.

1

Read and match.



- 1 This is a tomato.
- 2 This is a carrot. **c**
- 3 This is an orange. **b**
- 4 This is an onion. **d**
- 5 This is a banana. **a**
- 6 This is a potato. **f**




2

Count and write.



onions carrots bananas oranges



11 oranges



17 carrots



13 onions



14 bananas

3

Listen and write.



20 15, 12, 19, 16, 18.

LANGUAGE PRESENTATION 24

I don't like potatoes. I don't like onions.
 I like chips. I don't like carrots.
 I like tomatoes. I like biscuits.

1




chicken and biscuits.

onions and carrots.



- Walid, what food do you like?
- I like chicken and biscuits. I don't like onions and carrots.
- Hamzah, what about you?
- I like chips, carrots and tomatoes. I don't like fish.
- Hala, what food do you like?
- I like fish and chips. I don't like onions.
- What about you, Nour?
- I like tomatoes and biscuits. I don't like chicken and potatoes.



Walid	☹️	😊		☹️		😊		
Hamzah	😊		☹️		😊			😊
Hala			😊	☹️	😊			
Nour		☹️			☹️	😊		😊

2

Listen and say.



26

- 1 Who likes chicken? Walid
- 2 Who doesn't like carrots? Walid
- 3 Who likes chips? Hamzah & Hala
- 4 Who doesn't like fish? Hamzah
- 5 Who likes fish? Hala

- 6 Who doesn't like onions? Hala & Walid
- 7 Who doesn't like potatoes? Nour
- 8 What doesn't Walid like? onions and carrots
- 9 What does Hamzah like? chips, carrots and tomatoes
- 10 What doesn't Hala like? onions
- 11 What does Nour like? tomatoes and biscuits

3

Say.



chips and tomatoes.





fish and biscuits.


1


Find and draw ☺/☹. Say.





1 I like 

2 I don't like 

3 I don't like 

4 I like 

5 I like 

6 I don't like 

2

Write.

carrots ~~potatoes~~ meat oranges
fish ice cream tomatoes chicken

1



I like potatoes.

I don't like fish.

2



I like ice cream.

I don't like tomatoes.

3



I like chicken.

I don't like carrots.

4



I like meat.

I don't like oranges.

LANGUAGE PRESENTATION 27

- I'd like tomatoes, please.
- I'd like biscuits, please.
- I'd like potatoes, please.
- That's four dinars.
- That's three dinars.
- That's eight dinars.

1



potatoes, lemons and chicken, please.

- I'd like potatoes, lemons and chicken, please.
- That's twenty dinars.
- I'd like potatoes, carrots and onions, please.
- That's fifteen dinars.
- I'd like bananas, biscuits and chocolate, please.
- That's eighteen dinars.
- I'd like bananas, tomatoes and apples, please.
- That's seventeen dinars.



15 D



18 D



17 D



20 D

2



3

Say.



- I'd like potatoes, carrots and onions, please. That's fifteen dinars.
- I'd like bananas, biscuits and chocolate, please. That's eighteen dinars.
- I'd like bananas, tomatoes and apples, please. That's seventeen dinars.
- I'd like potatoes, lemons and chicken, please. That's twenty dinars.

bananas and oranges, please.

12 dinars.

1

Choose and write. Say.



	onions 3 D	
	grapes 6 D	
	potatoes 7 D	
	chips 2 D	
	ice cream 5 D	
	biscuits 8 D	
	tomatoes 4 D	
	carrots 3 D	
	chicken 7 D	
	fish 9 D	

- 1 I like _____.
- 2 I don't like _____.
- 3 _____.
- 4 _____.
- 5 _____.
- 6 _____.

D = dinars

2

Count and write. Say.



apples, carrots and fish.

16 dinars.

- | | | | | | | | | | | | | | | |
|---|--|---|---|---|--|---|---|---|--|---|---|---|----|---|
| 1 | | 4 | D | + | | 3 | D | + | | 9 | D | = | 16 | D |
| 2 | | 3 | D | + | | 7 | D | + | | 5 | D | = | 15 | D |
| 3 | | 2 | D | + | | 7 | D | + | | 4 | D | = | 13 | D |
| 4 | | 6 | D | + | | 8 | D | + | | 5 | D | = | 19 | D |

3

Write in your copybook.



I'd like potatoes, chicken and onions, please.

4

Play.



to talk about food


to talk about likes and dislikes

LANGUAGE PRESENTATION 30
elephant tiger snake fox monkey giraffe

1



- a I can see an elephant. It's very big. It has four legs.
- b I can see a giraffe. It's very big too. It has four legs.
- c I can see a tiger. It's big. It has four legs too.
- d I can see a big snake. It has no legs!
- e Oh, I can see a monkey. It's small. It has two legs.
- f I can see a small fox. It has four legs.



2

Listen and say.



32

- An elephant has four legs.
- A giraffe has four legs.
- A tiger has four legs.
- A snake has no legs.
- A monkey has two legs.
- A fox has four legs.
- It has two legs. What is it? monkey
- It has four legs. What is it? tiger/giraffe/fox/elephant
- It has no legs. What is it? snake

3

Say.




a giraffe.

very big. It has four legs.

1

Read and write.



- e 1 This is a fox. It's small. It has 4 legs.
- a 2 This is a tiger. It's big. It has 4 legs.
- c 3 This is a snake. It's small. It has 0 legs.
- d 4 This is a monkey. It's big. It has 2 legs.
- f 5 This is an elephant. It's very big. It has 4 legs.
- b 6 This is a giraffe. It's very big. It has 4 legs.

2

Choose and write. Say.



big small very a an
elephant tiger fox snake giraffe monkey

This is my zoo.

This is a tiger. It's small. It has 4 legs.



This is _____ . It's _____ . It has _____ legs.

This is _____ . It's _____ . It has _____ legs.

LANGUAGE PRESENTATION 33

grey, brown, orange, red, blue, white, green, black, yellow

1



The monkey is black.
The tiger is orange and black.
The snake is green and red.
The giraffe is brown and white.
The elephant is grey.
The fox is brown and white.



	orange	white	black	brown	grey	green	red
monkey			✓				
tiger							
snake							
giraffe							
elephant							
fox							

2

Listen and say.



- 1 What colour is the monkey? It's black.
- 2 What colour is the tiger? It's orange and black.
- 3 What colour is the snake? It's green and red.
- 4 What colour is the giraffe? It's brown and white.
- 5 What colour is the elephant? It's grey.
- 6 What colour is the fox? It's brown and white.

3

Listen and circle.



36

ten / five tigers

c eight / six elephants

e five / seven snakes

b eight / ten giraffes

d nine / seven foxes

f six / nine monkeys

4



monkey?

black.

tigers are there?

ten.

24

Audio 36

- a There are ten tigers.
b There are eight giraffes.

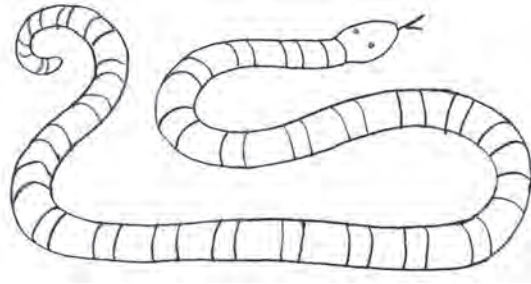
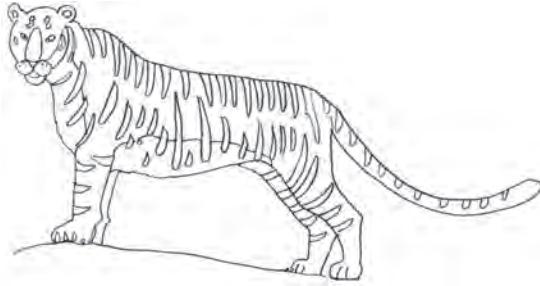
- c There are six elephants.
d There are seven foxes.
e There are five snakes.
f There are nine monkeys

1

Read and write. Colour.



snake tiger



1 The tiger is orange and black.

2 The snake is red and yellow.

2

Write.



ten five seven nine ~~one~~ three four eight two six


one two, three, four, five, six, seven, eight, nine, ten

3

Write.



green red blue black yellow white brown grey



1 The giraffe is brown and white.

2 The monkey is red, blue and black.

3 The elephant is grey.

4 The bird is green and yellow.

A snake is slow. A fox is fast.
 An elephant is very slow. A monkey is very fast.

1



/ slow



fast / slow




fast / slow



fast /



fast /



fast /

2

Listen and say.



Look at four. What can you see? I can see a snake. It's slow.
 Look at two. What can you see? I can see a tiger. It's fast.
 Look at one. What can you see? I can see a fox. It's fast.
 Look at six. What can you see? I can see a giraffe. It's slow.
 Look at three. What can you see? I can see monkeys. They're fast.
 Look at five. What can you see? I can see elephants. They're slow.

3

Sing and do. ⁴⁰



Five small monkeys up in the tree.
 Five small monkeys say eee-eee-eee.
 Come down, small monkey – play with me!
 Four small monkeys up in the tree.
 Four small monkeys ...
 Three small monkeys ...
 Two small monkeys ...
 One small monkey ...
 No small monkeys up in the tree.
 Lots of small monkeys playing with me.
 We're small monkeys – eee-eee-eee!
 Six small monkeys – eee-eee-eee!

1

Look and write. Say.



small big fast slow
brown white orange black

- 1 This giraffe is slow. It's very big.
It's brown and white. It has four legs.
- 2 This tiger is fast. It's big.
It's orange and black. It has four legs.
- 3 This snake is slow. It's small.
It's black and white. It has no legs.

2

Read and say. Write.



I'm very big.
I have four legs.
I'm slow.
I'm grey.
What am I?

I'm _____
I have _____
I'm _____
I'm _____
What am I?

3

Write in your copybook.



This tiger is orange and black. It's big and fast.

4

Play.

to talk about animals to use colours and other descriptions

1



doctor driver farmer policeman nurse teacher dentist



Mrs Muna,
Nablus

nurse



Miss Samira,
Jerusalem

dentist



Mr Basim,
Hebron

farmer



Mrs Nadia,
Jericho

teacher



Dr Salem,
Bethlehem

doctor



Mr Tariq,
Gaza

driver



Mr Amir,
Ramallah

policeman

2 Listen and say.



- 1 What's her name? Her name's Mrs Muna.
- 2 What's her job? She's a dentist.
- 3 Where's he from? He's from Hebron
- 4 What's her job? She's a teacher.
- 5 What's his name? His name's Dr Salem.
- 6 What's his job? He's a driver.
- 7 Where's he from? He's from Ramallah.

3 Say.



her name?

name's Mrs Muna.

her job?

a nurse.

she from?

from Nablus.

4

Write. Say.



How ~~What's~~ Where My I'm

What's your name? **My** name's _____.

How old are you? **I'm** _____.

Where are you from? **I'm** from _____.

5

Find and say.





uncle. His name's Rami. He's from Jericho. He's a dentist.

Sara, aunt

Ali, cousin

Manar, grandmother



1



apples and bananas, please.


15 dinars, please.

1 I'd like apples and bananas, please.

2 I'd like tea, milk and rice, please.

3 I'd like carrots and oranges, please.

4 I'd like bananas, juice and biscuits, please.



1

- oranges
- bananas
- biscuits
- apples

15 D



3

- melon
- oranges
- chocolate
- carrots

10 D



2

- nuts
- tea
- juice
- milk
- rice
- carrots

20 D



4

- lemonade
- melon
- bananas
- juice
- biscuits
- dates

8 D



2

Listen and write.



3

Say.





juice and biscuits, please.

11 dinars, please.

4

Read and circle.




- 1 I like / don't like potatoes.
- 2 I like / don't like monkeys.
- 3 I like / don't like green.

- 4 I like / don't like carrots.
- 5 I like / don't like snakes.
- 6 I like / don't like blue.

5

Draw and write. Say.



I like _____ .
 _____ .
 _____ .


I don't like _____ .
 _____ .
 _____ .

- What can you see?
- I can see a brown monkey. It's fast. It has two legs.
- What can you see?
- I can see a grey elephant. It's slow. It has four legs.
- What can you see?
- I can see a red and green snake. It's very slow. It has no legs!
- What can you see?
- I can see a black and white zebra. It's fast. It has four legs.
- What can you see?
- I can see a yellow lion. It's very fast. It has four legs.
- What can you see?
- I can see lots of children! Children have two legs.
- This girl is fast. She has two legs.
- This boy is slow. He has two legs.

1



brown monkey.



2



3

Say.



- 1 Which animal is very fast? lion
- 2 Which animal is very slow? snake
- 3 What colour is the monkey? brown
- 4 What colour is the elephant? grey
- 5 What colour is the snake? red and yellow
- 6 What colour is the zebra? black and white
- 7 What colour is the lion? yellow

fox. It has four legs. It's brown and white.



4

Read and write.



- 1 I'd like a snake, please.
- 2 I'd like a monkey, please.
- 3 I'd like a fox, please.
- 4 I'd like a tiger, please.
- 5 I'd like a lion, please.
- 6 I'd like a giraffe, please.
- 7 I'd like an elephant, please.
- 8 I'd like a zebra, please.

g

d

f


e

b

a

c

h



5

Write.



I name's bananas zebra I'm
white don't ~~My~~ from like I'm



My name's Hala. I'm eight.

I'm from Bethlehem.

I like bananas.

I don't like dogs.

This is my zebra. It's black and white.

In Unit 5 children revised the language learned in Units 1-4

I don't feel well

LANGUAGE PRESENTATION 47


My foot hurts. My stomach hurts.
My tooth hurts. My back hurts.

1




48

- Oh no, I don't feel well.
- What's the matter?
- My stomach hurts.





- Oh no, I don't feel well.
- What's the matter?
- Ow, my head hurts.



- Ow, I don't feel well.
- What's the matter?
- My foot hurts.



- Ouch, I don't feel well.
- What's the matter?
- My back hurts.



- I don't feel very well.
- What's the matter?
- My tooth hurts.

2



49

tooth ... teeth
foot ... feet
My tooth hurts. My teeth hurt.
My foot hurts. My feet hurt.

tooth



teeth

foot



feet

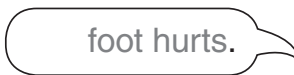
3



50

- What's the matter?
- Ouch, my head hurts.
- Oh no, my back hurts.
- Ow, my stomach hurts.
- Ow, my teeth hurt.
- Oh no, my feet hurt.

4



1

Read and match.



- My tooth hurts. **b**
- 2 My back hurts. **a**
- 3 My stomach hurts. **f**
- 4 My foot hurts. **d**
- 5 My teeth hurt. **c**
- 6 My feet hurt. **e**

2

Write and circle. Say.



head feet ears stomach ~~back~~ teeth



back hurt / **hurts**



stomach hurt / **hurts**



teeth **hurt** / hurts.



head hurt / **hurts**



feet **hurt** / hurts.



ears **hurt** / hurts.

LANGUAGE PRESENTATION 51

Go to the doctor. Take this medicine.
Go to the dentist. Have a rest.
Go to bed.

1



- My head hurts.
- Go to bed.



a
- My teeth hurt.
- Go to the dentist.



b
- My stomach hurts.
- Take this medicine.



d
- My feet hurt.
- Have a rest.



c
- My back hurts.
- Go to the doctor.



Go to the dentist.



Take this medicine.



Go to the doctor.



Have a rest.



Go to bed.

2

Listen and do.



53

- What's the matter?
- My feet hurt.
- What's the matter?
- My head hurts.
- What's the matter?
- My stomach hurts.
- What's the matter?
- My teeth hurt.
- What's the matter?
- My back hurts.

3

Listen and say.


54



Answers: feet: Have a rest. head: Go to bed. stomach: Take this medicine. teeth: Go to the dentist. back: Go to the doctor.

4

Say.



teeth hurt.

1 Match. Say.



- Go to the _____
- 2 Take this **e**
- 3 Go to **b**
- 4 Have **a**
- 5 Go **c**

- a** a rest.
- b** the dentist.
- c** to bed.
- d** doctor.
- e** medicine

2 Write.



~~ear~~ hurt hurts legs
medicine doctor rest bed

- 1 My ear hurts.
- 2 My nose hurts.
- 3 My eyes hurt.
- 4 My legs hurt.
- 5 Go to the doctor.
- 6 Have a rest.
- 7 Go to bed.
- 8 Take this medicine.

3 Read and write.



I don't feel well.
What's the matter? ...

My leg hurts. My leg hurts
Go to bed. Go to bed. **4**

My stomach hurts. My stomach hurts. **2**
Take this medicine. Take this medicine. **8**

My ears hurt. My ears hurt. **5**
Go to the doctor. Go to the doctor. **1**

My teeth hurt. My teeth hurt. **3**
Go to the dentist. Go to the dentist. **6**

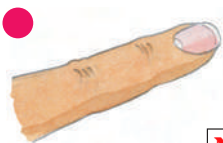



4 Sing and do.



Go to the ... Take this ...
 Go to the ... Go to ...
 Have a ...

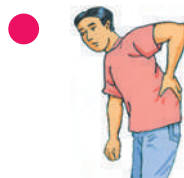
1



N



H



W



D



D



H



W



N

2

Listen and say.

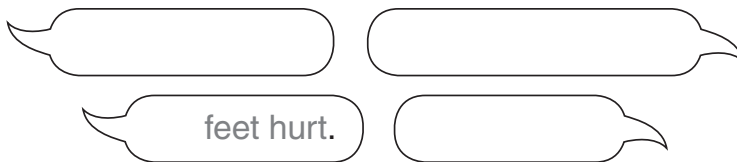


58

- 1 Who says 'My finger hurts?' Nour
- 2 Who says 'My legs hurt?' Dalia
- 3 Who says 'My stomach hurts?' Hamzah
- 4 Who says 'My back hurts?' Walid
- 5 My back hurts. ... Have a rest.
- 6 My stomach hurts. ... Go to bed.
- 7 My finger hurts. ... Take this medicine.

3

Say.



1

Look. Write.



hands shoulder ears teeth back ~~feet~~ ~~nose~~ stomach

- 1 My feet hurt.
- 2 My nose hurts.
- 3 My teeth hurt.
- 4 My hands hurt.
- 5 My shoulder hurts.
- 6 My back hurts.
- 7 My stomach hurts.
- 8 My ears hurt.

2

Write. Say.



Doctor: Good morning. What's the matter?

Patient: I don't feel well. My stomach hurts.

Doctor: Take this medicine.

Patient: Thank you! Goodbye.



3

Write in your copybook.



I don't feel well. My head hurts and my feet hurt.

4

Play.



to talk about feeling unwell

to give and understand advice

LANGUAGE PRESENTATION 59





I get up.
I go to school.
I do my homework.

I play computer games.
I watch cartoons.
I go to bed.

1



60




2

Listen and say.



61



I watch cartoons.




I go to bed.



I do homework.



I get up.



I go to school.



I play computer games.

3

Say.



1

Write. Say.



play computer games go to bed ~~get up~~
 go to school watch cartoons do homework

- 1 I get up.
- 2 I go to school.
- 3 I do my homework.

- 4 I watch cartoons.
- 5 I play computer games.
- 6 I go to bed.

2

Write.



games. / I / computer / play

- 1 I play computer games.



I / go / school. / to

- 4 I go to school.




do / I / homework.

- 2 I do homework.



bed. / I / to / go

- 5 I go to bed.



watch / cartoons. / I

- 3 I watch cartoons.



get / I / up.

- 6 I get up.

LANGUAGE PRESENTATION 62

What do you do in the morning?
 What do you do in the afternoon?
 What do you do in the evening?
 What do you do at night?


1




63

What do you do in the morning?
 I get up.
 I go to school.
 What do you do in the afternoon?
 I watch cartoons.
 I do homework.


do my homework.



morning




afternoon



evening



night



2

Listen and say.



64

What do you do in the morning?
 What do you do in the afternoon?
 What do you do in the evening?
 What do you do at night?

3

Say.




What do you do at night?


go to bed.

1

Circle.




in the evening



in the morning
at night



at night
in the afternoon



in the evening/
in the afternoon

2

Write.



- 1 in the morning
- 2 in the afternoon
- 3 in the evening
- 4 at night

3

Write.



night morning afternoon evening do play get

- 1 At night I go to bed.
- 2 In the evening I play computer games.
- 3 In the afternoon I do homework.
- 4 In the morning I get up.

1

✓/x.



in the afternoon



in the morning



in the morning and the evening



in the afternoon and the evening



in the evening

2

Listen and say.



afternoon



evening



night

3



4



go to bed?

.

in the evening?

play computer games.

1

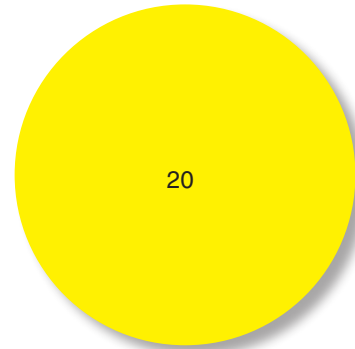
Read and write.



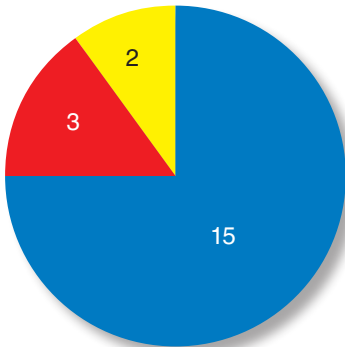
How many children ...

- a do homework in the evening? 3
- b go to school in the morning? _____
- c play computer games at night? _____
- d watch cartoons in the afternoon? _____
- e go to school in the afternoon? _____
- f watch cartoons in the morning? _____
- g play computer games in the afternoon? _____
- h do homework in the afternoon? _____

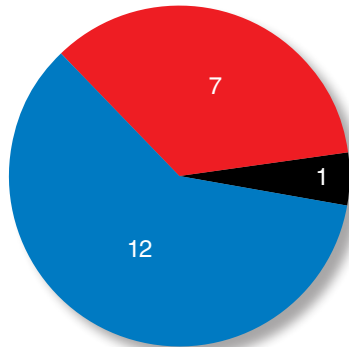
- = in the morning
- = in the afternoon
- = in the evening
- = at night



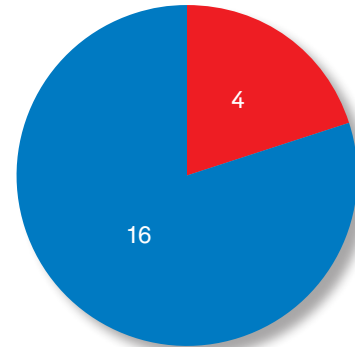
go to school



do homework



play computer games



watch cartoons

2

Say and colour.



3

Write in your copybook.



I play computer games in the afternoon.

4

Play.



- to talk about their daily routine
- to say when they do things

69

It's sunny. It's cloudy. It's rainy.
It's cold. It's windy. It's hot.

1



- 1 It's sunny.
- 2 It's cloudy.
- 3 It's rainy.
- 4 It's cold.
- 5 It's windy.
- 6 It's hot.




rainy 3



windy 5



sunny 1



cloudy 2



hot 6


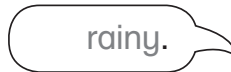


cold 4

2

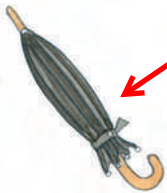
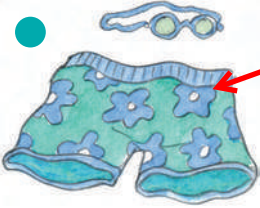


3



1

Read and match.



It's cold.

2 It's hot.

3 It's windy.

4 It's cloudy.

5 It's rainy.

6 It's sunny.



2

Write.



sunny

windy

rainy

~~cloudy~~

hot

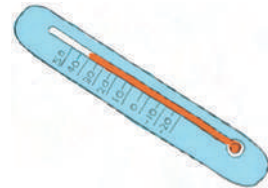
cold



1 It's cloudy.



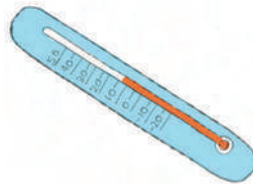
2 It's windy.



3 It's hot.



4 It's sunny.



5 It's cold.



6 It's rainy.

swimming pool, playground, zoo, park, river, beach


1



It's hot at the swimming pool. It's windy at the playground. It's sunny at the zoo. It's cold at the park. It's rainy at the river. It's cloudy at the beach.



cloudy at the beach.



cloudy



hot

at the swimming pool



cold



sunny

at the park

at the zoo



windy



rainy

at the playground

at the river

2

Listen and say.



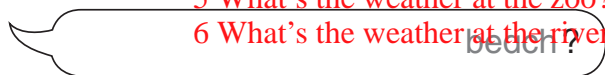
3

Say.



- 1 What's the weather at the beach?
- 2 What's the weather at the park?
- 3 What's the weather at the playground?
- 4 What's the weather at the swimming pool?
- 5 What's the weather at the zoo?
- 6 What's the weather at the river?

- a Where is it hot?
- b Where is it windy?
- c Where is it sunny?
- d Where is it cold?
- e Where is it rainy?
- f Where is it cloudy?



cloudy.

1

Read and match.



2 It's windy at the beach.

3 It's rainy at the playground.

4 It's cloudy at the swimming pool.

5 It's cold at the zoo.

6 It's sunny at the park.

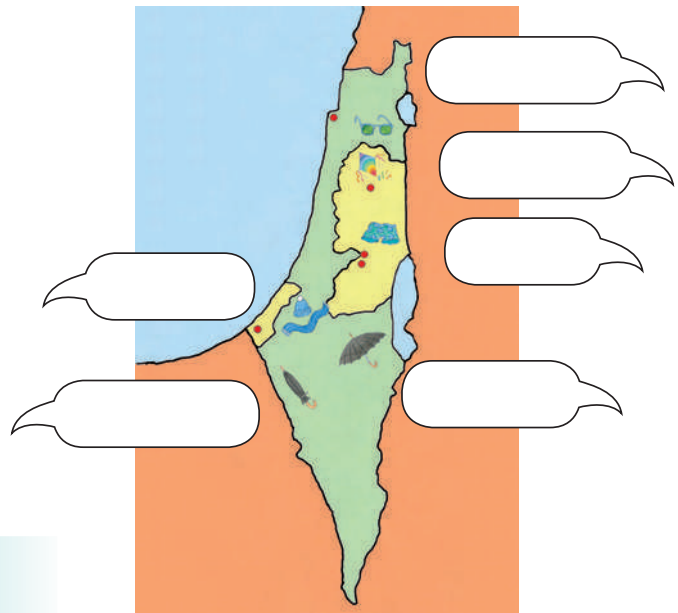
It's hot at the river.

2

Listen and write.



- 1 What's the weather today?
What's the weather today?
It's cloudy. It's cloudy.
It's cloudy today.
- 2 **rainy** _____
- 3 **sunny** _____
- 4 **windy** _____
- 5 **hot** _____
- 6 **cold** _____



3


Sing and do.



1



he?



- 1 He's next to the trees. d
- 2 They're in the garden.
- 3 They're at home.
- 4 They're at school.
- 5 She's under the umbrella.
- 6 They're on the sand.

2

Listen and say.



3

Say.



they? in the garden. It's windy.

1

Write.



she they he



she



2

Circle.



next to / under
the umbrella



on / in the sand



next to / in the trees



at / on home



under / in the garden



at the / at school

3

Write in your copybook.



It's cold at the zoo. It's hot at the river.

4

Play.



In Unit 8 children learned: to talk about the weather
to say where people are

1



2



- | | |
|----------------------------------|-----------------------------------|
| 1 dad / <u>mum</u> / grandmother | 5 uncle / aunt / grandfather |
| 2 aunt / cousin / grandfather | 6 grandfather / mum / grandmother |
| 3 aunt / uncle / dad | 7 cousin / uncle / dad |
| 4 dad / grandfather / cousin | |

3



4



her job?


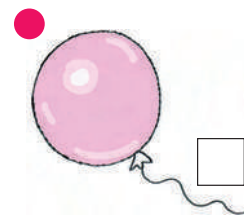
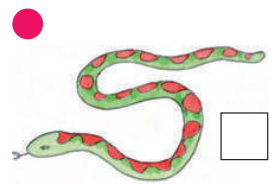



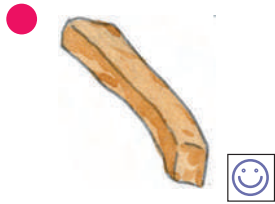
a dentist.

she from?

from Ramallah.

5

Read. Find and write.



Speech bubble 1: _____

Speech bubble 2: _____

Speech bubble 3: _____

Speech bubble 4: _____

Speech bubble 5: _____

Speech bubble 6: _____

6

Write.



I like _____, _____ and _____.

I don't like _____, _____ and _____.

7

Write. Say.



How old are you?
 Where are you from?
 What's your friend's name?
 How old is your friend?
 Where's your friend from?

My name's _____.
 I'm _____.
 I'm from _____.
 _____ name is _____.
 _____'s _____.
 _____'s from _____.

4

Write.



cloudy
~~sunny~~
windy
rainy

farmer
dentist
nurse
policeman

in
under
on
next to

sit
hurt
is
hurts



1 It's sunny. The _____ is _____
_____ the trees. His back _____.

2 The _____ is _____ the umbrella.
It's _____. The umbrella _____ red.



3 It's _____. The _____ says '_____
down.' He sits down _____ the chair.

4 The _____ looks _____ Samir's mouth.
His teeth _____. It's _____ today.



5


Think. Draw and write.



1



Nour



Nadia



Bilal



Walid



Hala and Amal



Hamzah and Walid

2



3

Say.




in the afternoon?

play computer games.

go to bed?

4

Read and write. Say.



- a**
- What’s the matter?
 - I don’t feel well. My stomach hurts.
 - Take this medicine. Go to bed.

- b**
- This is a fox.
 - It’s brown and white.
 - It has 4 legs.
 - It’s fast.

- c**
- I’d like biscuits and juice, please.
 - That’s 15 dinars.
 - Here you are.
 - Thank you.

5

Choose and write.



6

Say.



In Unit 9 children revised the language learned in Units 1–8

My Dictionary

Write the words in Arabic to help you remember what they mean.

Greetings

Hi _____

Hello _____

Good morning _____

Good afternoon _____

Bye _____

Goodbye _____

How are you? _____

Fine, thanks. _____

What's your name? _____

My name's ... _____

How old are you? _____

I'm (8). _____

Jobs

dentist _____

doctor _____

driver _____

farmer _____

nurse _____

policeman _____

teacher _____

Family

mum _____

dad _____

brother _____

sister _____

grandmother _____

grandfather _____

aunt _____

uncle _____

cousin _____

Hair/eye colours

black hair _____

blonde hair _____

brown hair _____

red hair _____

white hair _____

blue eyes _____

brown eyes _____

green eyes _____

Numbers (1)

one _____

two _____

three _____

four _____

five _____

Food

apples _____

bananas _____

biscuits _____

carrots _____

chips _____

figs _____

grapes _____

onions _____

oranges _____

potatoes _____

tomatoes _____

bread _____

cheese _____

chicken _____

chocolate _____

fish _____

ice cream _____

meat _____

rice _____

salad _____

Opinions

I like _____

I don't like _____

Animals

elephant _____

fox _____

giraffe _____

lion _____

monkey _____

snake _____

tiger _____

zebra _____

Colours

black _____

blue _____

brown _____

green _____

grey _____

orange _____

pink _____

purple _____

red _____

white _____

yellow _____

Numbers (2)

six _____
seven _____
eight _____
nine _____
ten _____

Adjectives

fast _____
slow _____
very fast _____
very slow _____

My body

back _____
ear _____
eye _____
face _____
finger _____
foot _____
feet _____
hand _____
head _____
leg _____
mouth _____
nose _____
shoulder _____
stomach _____
tooth _____
teeth _____
My back hurts. _____
My teeth hurt. _____



Health advice

Go to the doctor.

Go to the dentist.

Have a rest.

Go to bed.

Take this medicine.

Daily routines

I get up.

I go to school.

I do homework.

I watch cartoons.

I play computer games.

I go to bed.

Times of day

in the morning

in the afternoon

in the evening

at night

Weather

It's cloudy.

It's rainy.

It's sunny.

It's windy.

It's cold.

It's hot.

Places

beach

church

house

mosque

park

playground

river

school

shop

swimming pool

zoo

Prepositions

at _____

between _____

in _____

next to _____

on _____

under _____

Pronouns

I _____

you _____

he _____

she _____

it _____

we _____

they _____



Macmillan Education
Between Towns Road, Oxford OX4 3PP
A division of Macmillan Publishers Limited
Companies and representatives throughout the world

ISBN 976-0230-41546-1

Text © Wendy Arnold 2011

Design and illustration © Macmillan Publishers Limited 2011

First published 2011

All rights reserved; no part of this publication may be reproduced, stored in a retrieval system, transmitted in any form, or by any means, electronic, mechanical, photocopying, recording, or otherwise, without the prior written permission of the publishers.

Designed by Melissa Orrom Swan
Typeset by J & D Glover Ltd
Illustrated by Mike Lacey & Robin Lawrie
Cover design by Macmillan Publishers Limited 2011
Cover illustration by Jenny Mumford

The author would like to thank her wonderfully patient project manager, Tracy Traynor and the publishing team at Macmillan, as well as all the committee in Palestine who have tirelessly given their time to this project.

The authors and publishers would like to thank the following for permission to reproduce their photographs:

Alamy/Corbis pp23 (tl), 26 (tc), Alamy/Cultura RM p46 (tc), Alamy/J Richards p46 (bc), Alamy/River Dobbs pp 48 (br), 49 (cl), Alamy/Roger Hutchings p46 (tl), Alamy/RT mages p46 (tr & bl), Alamy/Tim Gander pp48 (tr), 49 (tr); **Corbis** pp 48 (tr), 49 (tr); **FLPA**/David Hosking pp23 (bl), p26 (tr), FLPA/Ernst Wiba/Imagebroker pp48 (cr), 49 (bl), FLPA/Michael & Patricia Fogden pp23 (tr), p26 (bl), FLPA/Paul Sawyer pp23 (bc), 26 (tl), FLPA/Pete Oxford/Minden Pictures pp23 (br), 26 (bc), FLPA/Winifried Wisniewski/FN/Minden Pictures pp 23 (tc), p 26 (br); **Photolibrary**/Daniel Bosworth pp48 (bl), 49 (tl), Photolibrary/Eye Ubiquitous p46 (br), Photolibrary/Stephane Hubert pp48 (tr), 49 (br).

These materials may contain links for third party websites. We have no control over, and are not responsible for, the contents of such third party websites. Please use care when accessing them.

Although we have tried to trace and contact copyright holders before publication, in some cases this has not been possible. If contacted we will be pleased to rectify any errors or omissions at the earliest opportunity.

Printed and bound in Palestine

2015 2014 2013 2012 2011

10 9 8 7 6 5 4 3 2 1